

**U.S. Department of Justice**  
Office of Justice Programs  
Bureau of Justice Statistics



---

# **Bureau of Justice Statistics 2002: At a Glance**

**U.S. Department of Justice**  
**Office of Justice Programs**  
810 Seventh Street, N.W.  
Washington, D.C. 20531

John Ashcroft  
Attorney General

---

**Office of Justice Programs**

Deborah J. Daniels  
Assistant Attorney General

**World Wide Web site:**  
*<http://www.ojp.usdoj.gov>*

**Bureau of Justice Statistics**

Lawrence A. Greenfeld  
Director

**World Wide Web site:**  
*<http://www.ojp.usdoj.gov/bjs/>*

For information contact:  
**BJS Clearinghouse**  
1-800-732-3277

**U.S. Department of Justice**  
Office of Justice Programs  
Bureau of Justice Statistics



---

# **Bureau of Justice Statistics 2002: At a Glance**

**Prepared by  
Devon B. Adams and  
Lara E. Reynolds**

**August 2002  
NCJ 194449**

U.S. Department of Justice  
Bureau of Justice Statistics

Lawrence A. Greenfeld  
Director

Devon Adams and Lara Reynolds,  
under the supervision of Maureen A.  
Henneberg, prepared this report from  
materials provided by BJS program  
managers and staff. Devon Adams  
and Tom Hester edited the report.  
Jayne Robinson prepared it for  
printing.

BJS staff are grateful to all who  
participate in our surveys.

## Contents

About the Bureau of Justice Statistics	1
Crimes and victims	3
Victimization surveys	3
School crime	4
Victimization of the disabled	5
Cybercrime statistics	5
Intimate partner victimization	6
Justice system response to domestic violence cases	6
Tracking homicide	7
The justice system	8
Law enforcement	8
Prosecution	11
Courts and sentencing	11
Tribal criminal justice statistics	13
Federal justice statistics	14
Corrections	16
Expenditure and employment	21
Drugs, alcohol, and crime	22
International statistics	23
Methodological research and studies	25
General criminal justice statistics	26
Visiting Research Fellowship Program	26
Support to State and local governments	26
State Justice Statistics Program	26
Criminal records systems improvement and policy	28
National Incident-Based Reporting System (NIBRS)	30
How to use BJS services	32
From the BJS website	32
Dissemination programs	34
To order BJS products	37

This page intentionally left blank.

---

---

## About the Bureau of Justice Statistics

The Bureau of Justice Statistics collects, analyzes, publishes, and disseminates information on crime, criminal offenders, victims of crime, and the operation of justice systems at all levels of government. These data are critical to Federal, State, and local policymakers in combating crime and ensuring that administration of justice is both efficient and evenhanded.

This year BJS will —

- Conduct interviews among a nationally representative sample of 45,000 households comprising nearly 80,000 U.S. residents about any experiences they may have had as crime victims during the year.
  - Describe the characteristics and consequences of nearly 26 million criminal victimizations.
  - Analyze the operations of the 50,000 agencies, offices, courts, and institutions that comprise the justice system.
  - Count populations and conduct sample surveys among the more than 6.5 million adults who during an average day are subject to the care, custody, or control of Federal, State, and local criminal justice authorities.
  - Maintain more than two dozen major data collection series from which it publishes and distributes reports nationwide.
- Undertake special data collections and analyses to respond to programmatic, policy, and legislative needs of the Department, the Administration, Congress, and the criminal justice community.
  - Maintain a website and data archive that has up to 12,000 visitors a day, including scholars, students, policymakers, the media, and others around the world.
  - Provide assistance to users in identifying sources of BJS information, interpreting statistical data from BJS series and data collections, and understanding the methodologies of BJS surveys.

BJS annually publishes data on —

- Criminal victimization
- Populations under correctional supervision
- Federal criminal offenders and case processing.

BJS' periodic data series gather information on —

- Administration of law enforcement agencies and correctional facilities
- Prosecutorial practices and policies
- State court case processing
- Felony convictions
- Characteristics of correctional populations
- Criminal justice expenditure and employment
- Civil case processing in State courts
- Special studies on other criminal justice topics

---

A description of the various BJS data series can be found under the topical sections of this report.

The U.S. Census Bureau carries out many of BJS' data collection activities. BJS staff also coordinate with other Department of Justice statistical programs, such as the FBI's Uniform Crime Reporting Program and National Incident-Based Reporting System. The BJS Federal Justice Statistics Program collects data from other Federal agencies, including the Executive Office for U.S. Attorneys, the Administrative Office of the U.S. Courts, the U.S. Sentencing Commission, and the Federal Bureau of Prisons.

BJS provides financial and technical support to State and local governments in —

- developing capabilities in criminal justice statistics
- implementing the National Incident-Based Reporting System
- improving the accuracy, utility, and interstate accessibility of criminal history records
- enhancing records of protective orders involving domestic violence and stalking, sex offender records, automated identification systems, and other State systems supporting national records systems and their use for background checks.

BJS also supports surveys, conferences, and technical assistance on issues that relate to criminal records policy, covering topics such as State criminal history record procedures and systems, privacy and security standards, and interstate exchange of criminal history records for noncriminal justice purposes.



---

## Crimes and victims

### Victimization surveys

**The National Crime Victimization Survey (NCVS)** is the Nation's primary source of information on criminal victimization. The NCVS provides data on the number of rapes, sexual assaults, robberies, assaults, thefts, household burglaries, and motor vehicle thefts experienced by U.S. residents age 12 or older and their households each year.

- In 2000 U.S. residents age 12 or older experienced approximately 25.9 million crimes. Just over 19 million (75%) were property crimes, 6.3 million (24%) were crimes of violence, and 1% were personal thefts.
- Murders, as measured by law enforcement data provided to the FBI's Uniform Crime Reports, were the least frequent violent victimization. There were about 6 murder victims per 100,000 persons in 1999.
- In 2000 for every 1,000 persons age 12 or older, there occurred —
  - 1 rape or sexual assault
  - 2 assaults with injury
  - 3 robberies.

Initiated in 1972 and redesigned in 1992, the NCVS is the only national crime measure that includes both those crimes that people experience but do not report to law enforcement authorities and those that they do report. During a collection year, data are obtained at 6-month intervals from

a nationally representative sample of roughly 45,000 households, comprising nearly 80,000 persons, on the impact, frequency, and consequences of criminal victimization in the United States.

The survey enables BJS to estimate victimization of specific segments of the population such as the elderly or city dwellers. The NCVS is the only national forum for victims to describe the consequences of crime and the characteristics of violent offenders.

Reports planned for 2002—

- *Criminal Victimization in the United States, 2000*
- *Crime and the Nation's Households, 2000, Trends 1999-2000*
- *Criminal Victimization 2001, Changes 2000-2001, Trends 1993-2001*
- *Weapon Use and Violent Crime, 1993-2000*
- *Third Party Involvement in Crime*
- *Violent Victimization of Teenagers, 2000, Trends 1993-2000*
- *Household Burglary, 1993-2000*
- *Trends in Violent Crime, 1993-2001*
- *Rape and Sexual Assault: Reporting and Medical Attention, 1992-2000*
- *Victimization of College Students*

Recent reports —

- *Hispanic Victims of Violent Crime, 1993-2000*, released 4/02 (NCJ 191208)
- *Age Patterns in Violent Victimization, 1976-2000*, released 2/02 (NCJ 190104)

- *Violence in the Workplace, 1993-99*, released 12/01 (NCJ 190076)
- *Intimate Partner Violence and Age of Victim, 1993-99*, released 10/01 (NCJ 187635)
- *Injuries from Violent Crime, 1992-98*, released 6/01 (NCJ 168633)
- *Criminal Victimization 2000, Changes 1999-2000 with Trends 1993-2000*, released 6/01 (NCJ 187007)
- *Violent Victimization and Race, 1993-98*, released 3/01 (NCJ 176354)

#### **Crime Victimization Survey software**

is available to help communities conduct local crime and attitudinal surveys. The Crime Victimization Survey (CVS) software package, designed by BJS and the Office of Community Oriented Policing Services (COPS), allows communities to conduct their own telephone surveys of residents to collect data on crime victimization, attitudes toward policing, and other community issues.

Using the established methods and questions of the National Crime Victimization Survey, this software allows communities to generate crime and victimization estimates that facilitate comparisons among similar jurisdictions. The software is available free of charge from the BJS website at <[www.ojp.usdoj.gov/bjs/abstract/cvs.htm](http://www.ojp.usdoj.gov/bjs/abstract/cvs.htm)> or from NCJRS for a small shipping and handling fee by calling 1-800-851-3420.

In addition to the software, both the online file and the CD-ROM include the

*CVS Software User's Manual* (NCJ 176361) and *Conducting Community Surveys: A Practical Guide for Law Enforcement Agencies* (NCJ 178246), which is a brief overview of the issues related to conducting local surveys. The CD-ROM version comes with printed copies of both documents. Agencies or communities that are interested in conducting local victimization surveys are encouraged to contact local universities or research organizations. BJS will also assist researchers and statisticians with specific software support and sampling issues.

#### **School crime**

BJS, in collaboration with the National Center for Education Statistics (NCES), periodically collects data on aspects of school crime through a supplement to the NCVS. From January 1, 2001, to July 31, 2001, household members age 12 or older who attended school were asked questions about their school environment. These data represent about 27 million students.

Information was obtained on the availability of drugs at school, existence of street gangs, prevalence of gang fights, presence of guns at school, victimizations, and fear of being attacked or harmed. The results of the 2001 School Crime Supplement will be included in the joint BJS/NCES publication, *Indicators of School Crime and Safety, 2002*, which is expected to be released in fall 2002. Latest data are available in *Indicators of School Crime and Safety, 2001*, released 10/01 (NCJ 190075).

---

---

## **Victimization of the disabled**

### **Workplace violence**

BJS, in collaboration with the National Institute for Occupational Safety and Health, is currently collecting data to measure the circumstances surrounding incidents involving violence in the workplace. The survey, through an NCVS supplement, provides a detailed description and assessment of workplace incidents and work-related risk factors, including the work tasks being performed at the time of victimization, the specific location within the workplace where the victimization occurred, the specific work relationship of the victim to the offender, the presence/use of workplace violence prevention strategies, or the actions of the victim and their impact on the outcome or severity of the attack.

Latest data on the extent of workplace crime in the United States are available in *Workplace Violence, 1993-99*, released 12/01 (NCJ 190076).

### **Cybercrime statistics**

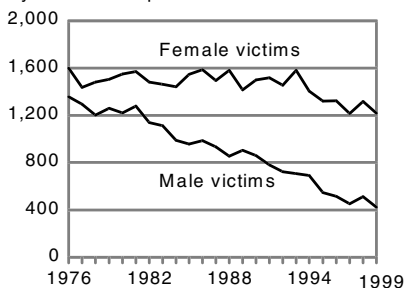
**Cybercrime Statistics Program**, initiated in 2001, is designed to measure changes in the incidence, magnitude, and consequences of electronic or cybercrime. Cybercrime statistics will include data on both personal and property crimes, ranging from e-mail threats and harassment to illegal use of or access to networks to commit fraud or theft. In July 2001 BJS added items to the National Crime

Victimization Survey to learn about frauds, identify thefts, and stalking experienced as a consequence of use of the Internet.

In FY 2002 BJS has initiated its first pretest of a commercial victimization survey in nearly 30 years, focusing on the exposure to computer crime among businesses engaging in e-commerce. In FY 2003 BJS will carry out the full survey entailing data collection from a representative sample of approximately 36,000 businesses nationwide.

In addition, a series of questions relating to computer crime were added to the 2001 National Survey of Prosecutors, which collected data from 2,355 State court prosecutors who handle felony cases in State courts of general jurisdiction. The BJS Bulletin *Prosecutors in State Courts, 2001* (NCJ 193441) was released 5/02. BJS will also collect information on cybercrime offenses on its 2003 Survey of Inmates in State and Federal Correctional Facilities, and on its next Law Enforcement Management Survey, also scheduled for FY 2003.

Number of victims murdered  
by an intimate partner



### Intimate partner victimization

#### Summary findings –

- In 1999 females experienced an estimated 671,110 rape, sexual assault, robbery, aggravated assault, and simple assault victimizations at the hands of an intimate, down from 1.1 million in 1993. Women were victimized in 85% of the intimate partner violent crimes in 1999.
- Between 1993 and 1999, the overall rate of intimate partner violence against all females decreased 41% from 10 to 6 victimizations per 1,000 females age 12 or older.
- Females were more likely than males to be murdered by an intimate partner in 1999.
- Between 1993 and 1999 women age 16 to 24 experienced the highest per capita rates of intimate violence.

**Data and trends in intimate partner victimization** are collected as part of the NCVS, which asks victims of violence about the offender, their relationship to the offender, and characteristics of the victimization incidents. Asking the victim about his/her relationship to the offender is critical to determining whether the crime occurred between intimates (current or former spouses, girlfriends, or boyfriends).

Using data from the NCVS and the FBI's Supplementary Homicide Reports, BJS published *Intimate Partner Violence and Age of Victim, 1993-99* in October 2001 (NCJ 187635). The report presents trends in intimate violence, characteristics of victims (race, gender, age, income, ethnicity, and whether the victims live in urban, suburban, or rural areas), type of crime (physical assault or verbal threats), and trends for reporting to police with a focus on the victims' age. Intimate victimizations measured include murder, rape, sexual assault, robbery, aggravated assault, and simple assault.

#### Justice system response to domestic violence cases

In 2002 BJS will conduct a study of case-processing flows through the criminal justice system for domestic violence offenses. Representative data from the 75 largest counties will be collected in which an estimated 16,000 domestic violence cases will be tracked from time of arrest, through prosecution, to conviction and sentencing. Information will be obtained on

---

the types of sentences imposed for domestic violence, including contingencies associated with supervision in the community under sentences to probation.

Factors that increase or decrease the likelihood of conviction will be carefully documented. Apart from varying legal provisions, these factors may include the following: the victim-offender relationship, criminal histories of victim and offender, policies regarding issuance and enforcement of restraining orders, prosecutorial policies regarding domestic violence cases, and pretrial release and sentencing practices in the jurisdiction.

### Homicide trends

Summary findings –

- The homicide rate doubled from the mid 1960's to the late 1970's. In 1980 it peaked at 10.2 per 100,000 population and subsequently fell off to 7.9 per 100,000 in 1985. It rose again in the late 1980's and early 1990's to another peak in 1991 of 9.8 per 100,000. Afterwards the rate declined sharply, reaching 5.7 per 100,000 by 1999.

Based on data for 1976-99 —

- Blacks are disproportionately represented as both homicide victims and offenders. In terms of rates per 100,000, blacks are 6 times more likely to be victimized and 8 times more likely to commit homicide than are whites.
- Males represent three-quarters of homicide victims and nearly 90%

of offenders. In terms of rates per 100,000, males are 3 times more likely than females to be killed and 8 times more likely to kill.

- Approximately a third of murder victims and almost half the offenders are under age 25. For both victims and offenders, the rate per 100,000 peaks in the 18-to-24 age group.

**Homicide trend data** are updated annually on the BJS website. Homicide is of interest not only because of its severity but also because it is a reliable barometer of trends in violence. Among the most important and well-recorded data on crime are the incident-level Supplementary Homicide Reports (SHR) collected by the FBI on each recorded homicide.

State and local law enforcement agencies submit data about each homicide to the FBI. These data include detail on the jurisdictional location, victim and offender characteristics (age, race, and gender), and the relationship of the victim to the offender. Topics covered on the BJS website include long-term trends, demographic trends, multiple victims and offenders, infanticide, eldercide, homicides by intimates, law enforcement officers killed, weapons trends, regional trends, and trends by city size.

Data from the 2000 trends will be available in summer 2002. The BJS site on homicide trends is located at [www.ojp.usdoj.gov/bjs/homicide/homtrnd.htm](http://www.ojp.usdoj.gov/bjs/homicide/homtrnd.htm).

---

## The justice system

### Law enforcement

BJS collects data about Federal, State, and local law enforcement agencies and their activities.

Recent findings include –

- As of June 2000, Federal agencies employed about 88,496 full-time personnel authorized to make arrests and carry firearms. Of all Federal officers, 14.4% were women, and 30.5% were members of a racial or ethnic minority.
- As of June 1999, local police departments had an estimated 556,631 full-time employees, including about 436,000 sworn personnel. Sheriffs' departments had 290,707 full-time employees, including about 186,000 sworn personnel.
- From 1987 to 1997 minority representation among local police officers increased from 14.6% to 21.5%. In sheriffs' departments, minorities accounted for 19% of sworn personnel in 1997 compared to 13.4% 10 years earlier.

**Census of State and Local Law Enforcement Agencies** collects data from all State and local law enforcement agencies employing one or more persons with general arrest powers. This data collection provides the Nation's most complete enumeration of police agencies, including information about community policing, personnel, operations, and the use of information systems. Detailed findings

from the 2000 data collection will be available in summer 2002.

**Law Enforcement Management and Administrative Statistics (LEMAS) Survey** collects data from over 3,000 State and local law enforcement agencies, including all those that employ 100 or more sworn officers and a nationally representative sample of smaller agencies. Data are obtained on the organization and administration of police and sheriffs' departments, including agency responsibilities, operating expenditures, job functions of sworn and civilian employees, and officer salaries and special pay. Also collected is information on demographic characteristics of officers, sidearms and nonlethal weapons, education and training requirements, computers and information systems, vehicles, special units, community policing activities, and agencies' written policies.

Recent findings are available in –

- *Police Departments in Large Cities, 1990-2000*, released 5/02 (NCJ 175703)
- *Local Police Departments, 1999*, released 5/01 (NCJ 186478);
- *Sheriffs' Offices, 1999*, released 5/01 (NCJ 186779);
- *Community Policing in Local Police Departments, 1997 and 1999*, released 2/01 (NCJ 184794);
- *Law Enforcement Management and Administrative Statistics, 1999: Data for Individual State and Local Agencies with 100 or More Officers*, released 11/00 (NCJ 184481).

---

**Survey of Campus Law Enforcement Agencies** provides data describing nearly 600 campus law enforcement agencies serving 4-year universities or colleges with 2,500 or more students. Data are collected on agency personnel, expenditures and pay, operations, equipment, computers and information systems, policies, and special programs.

**Federal Law Enforcement Agency Census** provides national data on Federal law enforcement agencies with arrest and firearms authority. Data collected include the number of officers working in the areas of criminal investigation and enforcement, police patrol and response, security and protection, court operations, and corrections, by agency and State. Latest data are available in *Federal Law Enforcement Officers, 2000*, released 7/01 (NCJ 187231).

**Police Public Contact Survey** collects data on police and citizen contacts including the nature of the police-citizen contact, respondent perceptions as to whether any force encountered was excessive, and any provocative actions that the respondent may have initiated during the encounter. In addition, the questionnaire included a new section to gather information on police-initiated stops for routine traffic violations. This supplemental survey to the NCVS addresses the mandate set forth by the Violent Crime Control and Law Enforcement Act of 1994 to collect, evaluate, and publish data on the use of excessive force by law enforcement personnel. The survey will be fielded during the

last 6 months of 2002. Latest findings can be found in *Characteristics of Drivers Stopped by Police, 1999*, released 3/02 (NCJ 191548) and *Contacts Between Police and Public: Findings from the 1999 National Survey*, released 2/01 (NCJ 184957).

**Traffic stop statistics** come from the Police Public Contact Survey, summarizing the frequency and nature of traffic stops, with specific focus on interactions between police and citizens, as well as incidents in which officers used or threatened to use force against a respondent. Questions regarding police-public contacts during traffic stops focus on four main areas: 1) reason for the traffic stop; 2) vehicle and/or personal searches conducted; 3) outcome of the traffic stop; and 4) use or threat of force during the contact. In addition, this year the survey has been expanded to include questions regarding respondents' usual driving behavior, as well as driver behavior during the traffic stop. The next data collection will be conducted during the last 6 months of 2002.

**Survey of State Police Traffic Stop Data Collection Procedures** collects data on State police agency policies for recording demographic information on traffic-related contacts and violations. The questionnaire, first fielded in March 1999, obtained basic information from State law enforcement agencies on the circumstances under which demographic data were collected for traffic-related stops and whether this information was stored in an electronically accessible format.

---

Latest findings are reported in *Traffic Stop and Data Collection Policies for State Police, 2001*, released 12/01 (NCJ 191158).

**Policing and homicide study**

provides data on justifiable homicides by police reported under the FBI's Supplementary Homicide Reporting Program, including annual trends from 1976 to 1996 in two types of homicide: justifiable homicides of felons by police and murders of police officers by felons. Findings include the number and rate of justifiable homicides by police, demographic characteristics of officers who justifiably kill, characteristics of felons who are justifiably killed (gender, race, and age), the number and rate of murders of police officers, demographic characteristics of the murdered officers, and characteristics of felons who murdered officers (gender, race, and age). Also included are descriptions of actual cases of justifiable homicides by police in 1996 and descriptions of actual cases of murders of police officers in 1996. Findings are reported in *Policing and Homicide, 1976-96: Justifiable Homicide of Felons by Police and Murder of Police by Felons*, released 3/01 (NCJ 180987).

**Survey of DNA Crime Laboratories**, collects data from all public and private DNA laboratories on management and administrative statistics, including staff size and characteristics, staff training, budgets, deoxyribonucleic acid (DNA) testing procedures, processing policies, and archival capacity. The survey also obtains information on the degree of laboratory compliance with

national standards and participation in the national database of DNA samples.

Findings are useful to crime laboratory directors to compare procedures and capacities among laboratories, as well as to measure compatibility between the national DNA database, referred to as CODIS, and State DNA databases. Latest data are available in *Survey of DNA Crime Laboratories, 2001*, released 1/02 (NCJ 191191).

**Survey of Forensic Crime Laboratories**

, to be conducted for the first time in 2002, will provide a national assessment of the workloads of the State and local crime labs and variations in laboratory policies, practices, and procedures. Data will be collected on organizational issues such as staffing and budget; policies and procedures, including chain-of-custody; the number and sources of cases/ evidence received; backlogs in processing of cases; and contracting of work to private laboratories. Additional information will be collected on technology, equipment, and processes used for interaction with other criminal justice agencies. The survey will involve all of the approximately 400 publicly funded crime labs in the Nation.

**Census of Law Enforcement Training Academies**, to be conducted in 2002, will for the first time obtain information on the number and types of staff employed at the training facilities, budget, sources of funds, number of officers trained, and policies and practices. In addition to basic organizational data, the survey will gather data on training issues which are critical to



---

---

current law enforcement policy development.

### **Prosecution**

BJS collects data on State and Federal prosecutors and the cases they prosecute.

Summary findings —

- Over the past decade prosecutors' offices nationwide, on average, experienced increases in their staff size, budget for prosecutorial functions, and population served.
- In 2001 chief prosecutors were much more likely to serve in a full-time capacity than 10 years ago.
- The percentage of prosecutors' offices prosecuting felonies related to domestic violence, child abuse, and bank or thrift fraud increased in 2001 compared to 1993, when similar data were collected.
- Over the 12 months preceding the 2001 survey, 42% of prosecutors' offices reported prosecuting either felony or misdemeanor computer-related crimes under their State's computer crime statutes.
- Two-thirds of prosecutors' offices used DNA evidence during plea negotiations or felony trials in 2001, compared to about half of the offices in 1996.
- In 2001 about 23% of offices assigned prosecutors to handle community-related activities.

### **National Survey of Prosecutors**

collects data on resources, policies, and practices of local prosecutors from a nationally representative sample of chief litigating prosecutors in State court systems. The survey obtains basic information on staffing and operations and collects data on current topics such as the use of innovative prosecution techniques, intermediate sanctions, juvenile cases transferred to criminal court, and work-related assaults and threats. Findings from the 2001 survey were released in May 2002.

### **Courts and sentencing**

BJS collects data about the Nation's court systems, including information about both civil and criminal courts, the cases brought, and their outcomes.

Summary findings —

#### *Pretrial release and detention*

- An estimated 64% of defendants charged with a felony in the 75 most populated counties in May 1998 were released from jail pending disposition of their case.
- About a third of released defendants were either rearrested for a new offense, failed to appear in court as scheduled, or committed some other violation that resulted in the revocation of their pretrial release.

---

### *Criminal case processing and sentencing*

- In 1998 State and Federal Courts convicted a combined total of nearly 980,000 adults of felonies.
- State courts convicted almost 928,000 adults of a felony in 1998.
- From 1988 to 1998 the number of felony convictions increased faster than the number of arrests. Sixty-eight percent of those convicted in 1998 were sentenced to incarceration.
- Just over 50% of felony defendants were convicted of a felony, and 15% were convicted of a misdemeanor. Among those convicted, 96% were by a plea.

### *Civil justice*

- In 1996 in the 75 largest counties in the United States, an estimated 15,638 tort, contract, and real property cases were disposed by trial. About 70% of these cases were decided by a jury.
- Individuals were plaintiffs in 82% of all trial cases disposed of during 1996. Individuals sued businesses in 37% and other individuals in an additional 34% of all trial cases.
- Overall, plaintiffs won in 52% of trial cases. An estimated \$3 billion in compensatory and punitive damages were awarded to plaintiff winners in trial cases.

**National Judicial Reporting Program (NJRP)**, conducted every 2 years, surveys a nationwide sample of felony trial courts and collects detailed

information on demographic characteristics of felons, conviction offenses, type of sentences, sentence lengths, and amount of time from arrest to conviction and sentencing. Findings from the 1998 data collection can be found in *State Court Sentencing of Convicted Felons, 1998*, released 12/01 (NCJ 190637); and *Felony Sentences in State Courts, 1998*, released 10/01 (NCJ 190103). Forthcoming reports include *Felony Sentences in State Courts, 2000*, which is expected to be released in late 2002.

### **State Court Processing Statistics**

(SCPS) provides data on the criminal justice processing of persons charged with felonies in a representative sample of felony defendants in the 75 largest counties. These counties account for about half of serious crime nationwide. The program tracks felony defendants from charging by the prosecutor until disposition in their cases or for a maximum of 12 months.

Data are obtained on demographic characteristics, arrest offense(s), criminal justice status at time of arrest, prior arrests and convictions, bail and pretrial release decisions, court appearance record, re-arrest while on pretrial release, type and outcome of adjudication, and type and length of sentence if convicted. Recent data are included in *Felony Defendants in Large Urban Counties, 1998*, released 11/01 (NCJ 187232). The 2000 data are expected to be released in fall 2002.

---

**State Court Statistics Project**, conducted in collaboration with the National Center for State Courts, provides data on State appellate and trial court caseloads for the 50 States, the District of Columbia, and Puerto Rico. Information is reported on case type, case filings, case processing, disposition, and appellate opinions. Data on State appellate caseloads are divided into mandatory and discretionary cases.

Data on trial court caseloads include information about criminal cases, nondomestic civil cases, domestic cases, juvenile cases, and cases involving traffic and other violations of local ordinance. Data will be collected for reference year 2001 in summer 2002. Latest data are available in *State Court Caseload Statistics, 2001*, (National Center for State Courts, 2001) and *Examining the Work of State Courts, 2001*.

**Survey of State Court Organization**, conducted by the National Center for State Courts, provides basic descriptive information relating to the Nation's State court systems. Information is collected on the following characteristics —

- trial courts — the role of grand juries, peremptory jury challenges, jury verdict rules
- appellate courts — case selection, expedited procedures
- governance of court systems — budgets, administration
- judges and judicial selection — numbers of judges, mandatory judicial education

- processing of criminal cases — felony definition, mandatory minimum sentences, habitual offender sentencing provisions.

Latest data are available in *State Court Organization, 1998* (NCJ 178932).

**Civil Justice Survey of State Courts** collects information for a 1-year period on tort, contract, and real property rights cases disposed by jury or bench trial in State courts of general jurisdiction in 46 counties chosen to represent the Nation's 75 most populous counties. Data collected include trial type, case type, plaintiff and defendant types, economic and noneconomic damages awarded, punitive damages awarded, and dates of filing and disposition. Data for the 2001 Civil Justice Survey are currently being collected.

#### **Tribal criminal justice statistics**

**Tribal Justice Statistics Assistance Center (TJSAC)**, funded by BJS and administered by the Justice Research and Statistics Association, provides technical assistance and training to American Indian and Native Alaska jurisdictions to improve their criminal justice statistical systems. The Center delivers assistance via a toll free number, a website, statistical training sessions, and a variety of publications about collecting, reporting, and utilizing crime statistics in Indian Country.

**Criminal Victimization Studies in Indian Country** are projected for the reservations of the Zuni, Umatilla, and Southern Ute people. BJS is currently working with the American Indian

---

Development Associates, National Indian Justice Center, and the University of California at Irvine to conduct these studies. The studies will measure the incidence and rates of crime on the reservations and examine the role of alcohol in violent crime victimizations and the characteristics of domestic violence incidents.

**Census of Tribal Justice Agencies in American Indian and Alaska Native Tribal Jurisdictions**, to be conducted in 2002, will obtain baseline information about tribal justice institutions including prosecution, court systems, and other forms of dispute resolution. Data also will be collected on information/case management systems and statistical reporting capabilities.

**Annual Survey of Jails in Indian Country** collects data from all 69 confinement facilities, detention centers, jails, and other facilities operated by tribal authorities or the Bureau of Indian Affairs. The survey covers rated capacity, facility crowding, plans for renovation and building, inmate characteristics, and numbers of the following — adults and juveniles held, persons under community supervision, admissions and discharges in the last 30 days, and inmate deaths. The annual report, *Jails in Indian Country, 2001*, released 5/02 (NCJ 193400), presents the latest data.

#### **Federal justice statistics**

BJS collects annual data on workload, activities, and case outcomes in the Federal justice system.

Summary findings —

#### *Prosecution*

- U.S. attorneys opened matters for investigation against 123,559 suspects during fiscal year 2000.
- Of the 117,450 suspects in matters concluded during 2000, 74% were referred for prosecution either before a U.S. district court judge (62%) or a U.S. magistrate (12%). Nearly all (97%) of those investigated for immigration offenses were referred for prosecution.

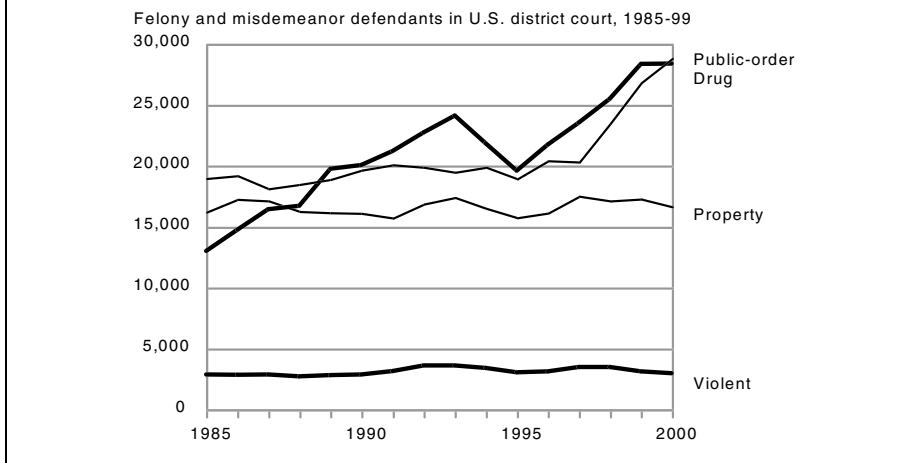
#### *Pretrial*

- More than half (53.7%) of defendants charged with a Federal offense were released following the initial court appearance, provided that any court-imposed conditions were satisfied.
- Most (81.7%) defendants released before trial completed their pretrial release without violating the release conditions; 6.7% had their release revoked.
- Defendants charged with violent or drug offenses were less likely to satisfactorily complete the period of pretrial release without a violation (77% and 72%, respectively) than other defendants.

#### *Adjudication*

- During 2000, criminal cases were commenced against 83,251 defendants in U.S. district court. Most (85%) were charged with a felony offense. Cases were terminated against 76,952 defendants during 2000. Most (89%) defendants were convicted.

**The number of Federal public-order defendants, who included persons charged with immigration or weapon offenses, increased 50%, 1985-2000**



**Sentencing**

- Of the 68,156 defendants convicted and sentenced during 2000, 73% were sentenced to a term of imprisonment (either alone or in conjunction with probation), 18% were sentenced to probation (either alone or with incarceration), and 4% were sentenced to pay a fine alone.
- The mean prison sentence imposed during 2000 was 57 months. Defendants convicted of weapons felonies (92 months), violent felonies (87 months), and drug felonies (76 months), received the longest prison terms on average.

**Corrections**

- During 2000 the Federal Bureau of Prisons received 49,678 inmates from U.S. district courts; an additional 15,240 inmates were received from other sources such as community supervision

violations; 55,876 inmates were released during the year. As of September 30, 2000, 129,329 sentenced offenders were under the jurisdiction of the Federal Bureau of Prisons.

**Federal Justice Statistics Program**

reports on all aspects of processing in the Federal justice system, including the number of persons investigated, prosecuted, convicted, incarcerated, sentenced to probation, released pretrial, and under parole or other supervision; initial prosecution decisions; referrals to magistrates; court dispositions; sentencing outcomes; sentence length; and time served. The data are available for online analysis at <[www.fjsrc.urban.org](http://www.fjsrc.urban.org)>. The series also describes the processing of civil cases characteristics and outcomes in the Federal courts.

---

Forthcoming reports include –

- *Immigration Offenders in Federal Criminal Justice System*
- *Money Laundering Offenders in the Federal Criminal Justice System, 1992-2000*
- *Civil Cases in Federal Courts, 1970-2000*

Recent reports include –

- *Federal Justice Statistics Program, 1999, CD-ROM, released 1/02 (NCJ 186181)*
- *Prisoner Petitions Filed in U.S. District Courts, 2000, released 12/01 (NCJ 189430)*
- *Federal Criminal Case Processing, 2000: with Trends 1982-2000, Reconciled Data, released 11/01 (NCJ 189737)*
- *Federal Drug Offenders, 1999, with Trends 1984-99, released 8/01 (NCJ 187285)*
- *Compendium of Federal Justice Statistics, 2000 released 4/01 (NCJ 186179)*
- *Federal Criminal Appeals, 1999 with Trends, 1985-99, released 4/01 (NCJ 185055)*
- *Federal Criminal Case Processing, 1999: with Trends 1982-99, Reconciled Data, released 2/01 (NCJ 186180)*

## Corrections

BJS collects data about the Nation's correctional system from over 1,500 Federal and State adult correctional facilities, 3,300 local jails, and 5,800 probation and parole agencies and offices. By extracting comparable data over time, these programs provide measures of how these correctional populations and agencies have changed.

Summary findings –

- 6.5 million adults were on probation, in jail or prison, or on parole at yearend 2000 – 3.1% of all U.S. adult residents.
- Two-thirds of the 6.5 million were under supervision in the community.
- State and Federal prison authorities had 1,381,892 inmates under their jurisdiction at yearend 2000.
- Local jails held or supervised 621,149 adults awaiting trial or serving a sentence at midyear 2000.
- Between 1995 and midyear 2001, the jail and prison population nationwide grew an average 4.0% annually. The number under State jurisdiction rose 0.3% during the 12-month period ending June 30, 2001 — the smallest annual growth rate in 28 years. The number of inmates under Federal jurisdiction rose 7.2%.

**Quarterly Data Collection on Deaths in Custody** currently implements provisions of the *Deaths in Custody Reporting Act of 2000* (PL 106-297),

which requires a collection of data on all deaths of persons held in local jails, State prisons, and juvenile correctional facilities, and of those persons "in the process of arrest." Since October 2001 BJS has received quarterly reports on inmate deaths in both local jails and State prisons. In July 2002 BJS will add juvenile correctional facilities to these collections.

Data elements cover the personal background of the deceased inmate (date of birth, gender, race, ethnic origin, admission date, and current offenses), as well as the date, time, location, and cause of death. BJS is also exploring methods to collect data on deaths occurring during the "process of arrest." BJS is currently working with the FBI to establish the best means of collecting these data nationwide.

### National Prisoner Statistics

**Program** produces yearend and midyear National- and State-level data on the numbers of prisoners in State and Federal prison facilities. It also provides data on the number of admissions and releases during the year, the race and Hispanic origin of inmates, the number of inmate deaths by cause, and the number known to be HIV positive. Recent data are reported in *Prisoners in 2000*, released 8/01 (NCJ 188207).

**Capital punishment series** yields annual National- and State-level data on persons sentenced to death and those executed. Data collected include offender demographic characteristics, prior criminal history, criminal justice system status at the time of the capital offense, and date of sentence. Data are available on executions since

#### Number of persons held in State or Federal prisons or in local jails, 1990-2000

Year	Total inmates	Prisoners in custody on December 31		Inmates in local jails on June 30	Incarceration rate <sup>a</sup>
		Federal	State		
1990	1,148,702	58,838	684,544	405,320	458
1995	1,585,586	89,538	989,004	507,044	601
1996	1,646,020	95,088	1,032,440	518,492	618
1997	1,743,643	101,755	1,074,809	567,079	648
1998	1,816,931	110,793	1,113,676	592,462	669
1999 <sup>b</sup>	1,893,115	125,682	1,161,490	605,943	691
2000	1,933,503	133,921	1,178,433	621,149	699
Percent change, 1999-2000	2.1%	6.6%	1.5%	2.5%	
Average annual increase, 1990-2000	5.3%	8.6%	5.6%	4.4%	

Note: Counts include all inmates held in public and private adult correctional facilities.

Jail counts for 1995-2000 exclude persons supervised outside of a jail facility.

<sup>a</sup>Number of prison and jail inmates per 100,000 U.S. residents at yearend.

<sup>b</sup>In 1999, 15 States expanded their reporting criteria to include inmates held in privately operated correctional facilities. For comparisons with previous years, the State count 1,137,544 and the total count 1,869,169 should be used.

Source: *Prisoners in 2000* (NCJ 188207)

---

1930 and on sentencing since 1973. The data series also includes annual information from each jurisdiction on statutory changes relating to the death penalty, including changes involving additional aggravating or mitigating circumstances, procedural amendments, and revisions to capital offenses. Recent data are reported in *Capital Punishment 2000*, released 12/01 (NCJ 190598).

**National Corrections Reporting Program** annually collects individual-level data on prison admissions and releases and on parole entries and discharges in participating jurisdictions. Demographic information, conviction offense, sentence length, type of admission, method of release, and actual time served of inmates exiting prison and parole are collected from individual records. The latest data will be available on CD-ROM: *National Corrections Reporting Program, 1999* (NCJ 192868), expected release 6/02.

**Annual Probation Survey and Parole Survey** collect data on persons under Federal, State, and local probation or parole supervision. Key data elements include the number on probation and parole at yearend, number of entries and exits (by type), offender demographic characteristics, severity of offense, type of supervision, and special programs. Latest data are available in the release for probation and parole, 2000, on 8/01 (NCJ 188208).

**Annual Survey of Jails** provides estimates of the number of inmates by gender, race, Hispanic origin,

conviction status, and juvenile/adult status. It also collects information on the rated capacity of facilities in each jurisdiction, and separate counts of offenders under community supervision by jail staff, including those under electronic monitoring and home detention, in alternative work programs, day-reporting programs, community service or weekender programs, or other alternative programs. The latest data are available in *Prison and Jail Inmates at Midyear 2001*, released 4/02 (NCJ 191702).

**Surveys of Inmates in State and Federal Correctional Facilities** provide detailed data on individual characteristics of prison inmates, current offenses and sentences, characteristics of victims, criminal histories, family background, gun possession and use, prior drug and alcohol use and treatment, and educational programs and other services provided while in prison.

Last conducted in 1997, the surveys obtained data from personal interviews with a nationally representative sample of about 14,300 State prison inmates and 4,000 Federal inmates in 275 State prisons and 40 Federal prisons. Numerous reports presenting the 1997 data have been released. The next survey will be conducted in 2003.

**Survey of Inmates in Local Jails** collects data on the local jail population, including the personal and family characteristics of jail inmates, current offenses, sentences and time served, criminal histories, jail activities, conditions and programs, prior drug



---

and alcohol use and treatment, and health care services provided while in jail. The latest survey was conducted in early 2002. Findings are expected for release in 2003.

**Survey of Adults on Probation**

provides detailed information on the background and characteristics of a representative national sample of probationers under supervision in the community. Specific areas of inquiry include criminal history, prior drug and alcohol use, participation in drug and alcohol treatment programs, use of firearms, the conditions of supervision, and the extent of contact with probation authorities.

**Census of Jails** obtains information on the inmate population, including inmates supervised in the community, persons held for other authorities, admissions and discharges, and inmate programs, health services, and screening for HIV and tuberculosis infection, and inmate deaths; staff characteristics and reports of inmate assaults on staff; and facility characteristics, including function and construction and renovation data. The latest data can be found in *Census of Jails 1999*, released 9/01 (NCJ 186633); and *Prison and Jail Inmates at Midyear 2001*, released 4/02 (NCJ 191702).

**Census of State and Local Probation and Parole Agencies** is a complete census of Federal, State, and locally operated probation and parole agencies. The census gathers data on staffing, expenditures, program operation and participation levels, and drug and HIV-testing

policies and programs. The census serves as the sampling frame for the national Survey of Adults on Probation. The next survey will be conducted in 2003.

**Census of State and Federal Correctional Facilities**

provides detailed information on facility characteristics, including design and rated capacity, construction and renovation, and facilities under court order for conditions of confinement; inmate counts, persons under age 18 and over age 55, inmate housing arrangements, and inmates being held for other authorities; facility operations and security, misconduct reports, and grievances filed; inmate health, including procedures for suicide prevention and screening for HIV and tuberculosis; facility programs, such as work, education, and counseling; and staff characteristics, including occupation and ethnicity. Data from the 2000 census is expected to be released in fall 2002.

**Association of State Corrections Administrators (ASCA) Performance Measures Project**

sponsored by BJS, National Institute of Justice, and the OJP Corrections Program Office, is undertaking a 2½ -year effort to improve correctional information systems. The project is building upon findings from the report *State and Federal Corrections Information Systems* (NCJ 170016). This report provided a baseline for developing outcome measures and an assessment of the capacity of existing systems to produce accurate, comparable data. As a followup, this project has identified eight correctional

---

performance measures and selected a subset of four measures for development and improvement. A project consultant and advisory panel have assisted ASCA members in reaching common definitions and counting rules for the categories being measured. The next phase of the project will involve the project consultant working with ASCA members to determine the capability of capturing performance measures data electronically.

**Recidivism Survey of Released Prisoners** provides national estimates of the recidivism rate of prisoners released in selected years. In the survey, samples of released prisoners are tracked for 3 years, and data are compiled on the percentage of them that are rearrested, reconvicted, or reimprisoned for new crimes within the three-year follow-up period. The various recidivism measures are based on official criminal history records maintained by each State and the FBI. BJS is currently analyzing a sample of State prison releases from 15 States with oversampling of violent offenders, particularly those convicted of sexual assault and crimes against children. These 15 States collectively accounted for two-thirds of all releases from prisons throughout the Nation in 1994. An initial report is expected in summer 2002.

**State Prison Expenditures, 2001** will analyze data supplied by State finance officers to the U.S. Census Bureau in its annual Census of Government Finances. The report will summarize data on State outlays for prison salaries, wages and employee

benefits; capital expenditures; and costs of utilities, medical care, food service, and contractual housing of inmates. Data are currently being collected for 2001. An earlier BJS report, *State Prison Expenditures, 1996*, was released in August 1999 (NCJ 172211).

Forthcoming reports —

- *Prisoners in 2001*
- *HIV in Prisons, 2000*
- *Prevalence of Ever Going to State or Federal Prison, 1974-2000*
- *Testing and Treatment of Hepatitis B and C among State Prisoners*
- *Probation and Parole in the United States, 2001*
- *Census of State and Federal Adult Correctional Facilities, 2000*
- *Aging Inmates in State and Federal Correctional Facilities, 2001*
- *Capital Punishment, 2001*
- *Deaths in Custody, 2001*
- *Measuring Length of Stay in State Prison*

Recent reports —

- *Jails in Indian Country, 2001*, released 5/02 (NCJ 193400)
- *Prison and Jail Inmates, Midyear 2001*, released 4/02 (NCJ 191702)
- *Capital Punishment, 2000*, released 12/01 (NCJ 190598)
- *Firearm Use by Offenders*, released 11/01 (NCJ 189369)
- *Trends in State Parole, 1990-2000*, released 10/01 (NCJ 184735)
- *Census of Jails, 1999*, released 9/01 (NCJ 186633)
- *HIV in Prisons and Jails, 1999*, released 7/01 (NCJ 187456)

- *Prisoners in 2000*, released 8/01 (NCJ 188207)
- *Probation and Parole in the U.S., 2000*, released 8/01 (NCJ 188208)
- *Jails in Indian Country, 2000*, released 7/01 (NCJ 188156)
- *Mental Health Treatment in State Prisons, 2000*, released 7/01 (NCJ 188215)
- *Prison and Jail Inmates at Midyear, 2000*, released 3/01 (NCJ 185989)
- *Medical Problems of Inmates, 1997*, released 1/01 (NCJ 181644)

### **Expenditure and employment**

BJS provides expenditure and employment data from Federal, State, and local criminal justice agencies nationwide. These data provide critical information to the formula-based programs within OJP that allocate funds based on State and local criminal justice spending.

Summary findings –

- States now spend more on criminal justice than municipalities, counties, or the Federal Government. Direct expenditures for each of the major criminal justice functions (police, corrections, judicial) are increasing.
- In fiscal year 1999 Federal, State, and local governments spent more than \$146 billion for civil and criminal justice, an 8% increase over 1998. The three levels of government together spent a total of \$521 per resident.
- In fiscal year 1999 State and local governments combined spent 85% of all justice dollars; the Federal government spent the rest.
- The Federal Government alone spent more than \$22 billion on criminal and civil justice in 1999, compared to almost \$50 billion by State governments, \$35 billion by counties, and \$39 billion by municipalities.

**Justice Expenditure and Employment Extracts series** obtains data extracted from the Census Bureau's Annual Government Finance Survey and Annual Survey of Public Employment. This series includes National and State-by-State estimates of government expenditures and employment for the following justice categories: police protection, all judicial (including prosecution, courts, and public defense), and corrections. Federal data for the same categories are also included, as are data for the largest local governments (counties with populations of 500,000 or more and cities with populations of 300,000 or more). The latest data are available in *Justice Expenditure and Employment in the United States, 1999*, released 2/02 (NCJ 191746).

**Justice Expenditure and Employment Survey** (also referred to as Justice Assistance Data Survey) collects detailed information on the costs of the justice system, including police protection, courts, prosecution, public defense, and corrections. This survey, funded by the Bureau of Justice Assistance (BJA), is the only

---

source of the variable passthrough data (VPT) required by the States for their allocation to local governments of the BJA Edward Byrne Memorial State and Local Law Enforcement Grant Program.

These VPT data prescribe the minimum amount of each State's block grants that, under law, are to be "passed through" to local governments in the State. The VPT is based on the ratio of State to local spending for criminal justice from "own revenue sources;" that is, expenditures from tax receipts, user fees, bond distributions, and so on, are included, but expenditures from funds received from other governments such as Federal grant programs are excluded. The latest data are available in *Justice Variable Passthrough Data, 1997*, released 11/01 (NCJ 190359).

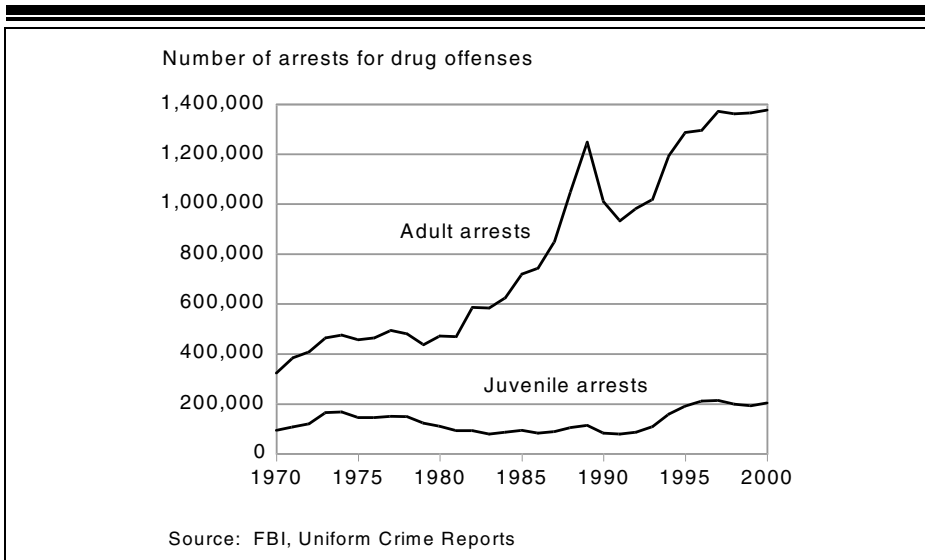
**Expenditure and employment data from other BJS sources** include those BJS series that collect agency-based employment and expenditure data to develop workload measures, ratios of employees to clients, and ratios of dollars per service delivered. These include Law Enforcement Management and Administrative Statistics, National Survey of Prosecutors, various court statistics series, the Census of Local Jails, and the Census of State and Federal Correctional Facilities. The estimates produced from these sources may differ from those produced by the CJEE because of distinct collection methods, units of analysis, and data collection purposes.

## **Drugs, alcohol, and crime**

Many of BJS's ongoing statistical data series collect drug- and alcohol-related information.

Summary findings –

- Based on victim perceptions, about 1.2 million violent crimes occurred each year in which victims reported that the offender had been drinking. For about 1 in 4 of these violent victimizations involving alcohol use by the offender, victims believed the offender was also using drugs at the time of the offense.
- Among probationers surveyed in 1995, 14% reported they were on drugs when they committed their offense.
- 33% of State prisoners and 22% of Federal prisoners said they had committed their current offense while under the influence of drugs, as reported in 1997. Drug offenders (42%) and property offenders (37%) reported the highest incidence of drug use at the time of the offense.
- 36% of convicted jail inmates said they were using drugs at the time of their offense in 1998. Those jail inmates convicted of drug trafficking (60%), drug possession (57%), fraud (45%), or robbery (44%) were most likely to have reported to be using drugs at the time of the offense.
- In 1996, 16% of convicted jail inmates said they had committed



their offense to get money for drugs. Of convicted property and drug offenders, about 1 in 4 had committed their crimes to get money for drugs.

- In 1997, 19% of State prisoners and 16% of Federal inmates said they committed their current offense to obtain money for drugs.
- Drug prosecutions comprised an increasing proportion of the Federal criminal caseload — from 21% of defendants during 1982 to 36% during 1999. In 1998 drug offenders comprised a third of all persons convicted of a felony in State courts. Drug traffickers accounted for 21% of all convicted felons; drug possessors also accounted for 13% of all convicted felons.

### International statistics

Through the International Statistics Program BJS cooperates with other countries and the United Nations to improve the collection of statistics on crime and criminal justice systems. A long-term goal is to enable cross-national comparisons and examination of the relationship between crime trends in the United States and those in other countries.

### World Factbook of Criminal Justice Systems

at <[www.ojp.usdoj.gov/bjs/abstract/wfcj.htm](http://www.ojp.usdoj.gov/bjs/abstract/wfcj.htm)> provides narrative descriptions of the criminal justice systems of more than 40 countries. These descriptions, available electronically through the BJS Internet site, are written to a common template to facilitate comparisons. In 2002 BJS will expand the *World Factbook* with justice system profiles of four additional Latin American countries.

---

---

### **Drug- and alcohol-related data from ongoing BJS statistical series**

The *National Crime Victimization Survey (NCVS)* asks victims of personal crimes if the offenders had been using drugs, alcohol, or an unknown substance.

*Law Enforcement Management and Administrative Statistics (LEMAS)* obtains information on drug-related programs of State and local police agencies.

The *Federal Justice Statistics Program* publishes detailed data on drug law violators in the Federal justice system.

The *National Judicial Reporting Program (NJRP)* provides information on adjudication and sentencing of drug offenders at the State level.

*State Court Processing Statistics* reports drug law violators' criminal histories and status at time of arrest, pretrial release/detention status, trial appearance, and type and length of sentence if convicted.

The *National Survey of Prosecutors* examines current topics such as the use of innovative prosecution techniques, including those that affect drug law violators.

*National Prisoner Statistics* collects information on admissions to and releases from State and Federal prisons of those convicted of drug offenses and obtains data on persons under parole supervision who were convicted of drug offenses.

The *Census of State and Federal Correctional Facilities* collects data on inmate participation in drug and alcohol rehabilitation programs and drug testing for inmates and employees in State and Federal prison facilities.

The *Census of Jails* collects data on drug testing policies and practices.

The *Survey of Inmates in Local Jails* collects data on past drug and alcohol use, substance use at the time of the offense, and participation in substance abuse treatment programs.

The *Surveys of Inmates in State Correctional Facilities/Federal Correctional Facilities* provide information on prior drug and alcohol use, experiences while under the influence, substance use at offense, and substance abuse treatment history.

The *Survey of Adults on Probation* provides information on prior drug and alcohol use, experiences while under the influence of alcohol or drugs, substance use at the time of the offense, and participation in drug and alcohol treatment programs.

The *Annual Probation Data Survey* and *Parole Data Survey* report on the number of people convicted of drug offenses or on probation for DWI.

The *Sourcebook of Criminal Justice Statistics* presents data on drug use in the general population, on public opinion toward drugs and enforcement of drug laws.

A complete online reference to statistics on drugs and crime is accessible on the BJS website at <[www.ojp.usdoj.gov/bjs](http://www.ojp.usdoj.gov/bjs)> under "Drugs and Crime Facts" or by calling the BJS Clearinghouse at 1-800-732-3277.

---

---

## **Methodological research and studies**

BJS conducts, supports, and implements methodological research and initiatives designed to improve the quality of justice statistics, records, and information systems.

### **Improving measurement methods**

Under the aegis of the American Statistical Association (ASA), BJS has launched a methodological research program designed to foster improvements in the methods used to obtain, analyze, and report national level data on crime and criminal justice. In 2002 BJS is supporting or will support the following studies designed to yield new insights to affect current practice.

*Methodological and research issues related to developing a National Computer Crime Estimate.* BJS plans to initiate and maintain an ongoing national statistical program in 2002 focused on measuring the magnitude and consequences of computer crime. Researchers will be encouraged to explore the issues in developing the methods, definitions, and protocols to obtain nationally representative data. The program will encompass criminal activities involving computers or computer networks and the response of the criminal justice system to violations of computer crime statutes.

*Variation in victim reporting of crimes to the police.* This methodological research addresses respondent memory and willingness to report victimization experiences to interviewers for the NCVS. The researchers will

use the longitudinal features of the NCVS to examine reporting of victimization experiences as well as examining small area variations with regards to the respondent's place of residence. Examining characteristics of the respondent's residential area may yield insights into reporting variations. Accounting for these variations and their effects on estimates of national victimization rates is the first step toward better understanding the nature of victims' reluctance to notify the police when a crime occurs.

*Improvements to the FBI's UCR Program.* A challenging problem faced by users of summary crime data compiled under the FBI's Uniform Crime Reporting Program is that not all jurisdictions fully report their crime data. As a result, the FBI must estimate the volume of crime occurring in those cities and counties to produce a national crime rate. This research will examine alternative ways to improve crime estimates for those jurisdictions with missing data.

Specifically, the researchers will explore such concerns as seasonality, techniques for multi-year estimates, and patterns of stability in the prior reports of "missing-data" jurisdictions. The research should be of significant benefit to the FBI in considering new ways of addressing missing and incomplete data from law enforcement agencies.

*Police agency under-reporting of bias crimes.* BJS has sponsored a project with Northeastern University to better understand the decisions to categorize bias crime for the FBI reporting program. In some cases hate crimes

---

are reported to the police but are not recorded as such by local police statistics or by the UCR. The project focuses on quantifying the under- and over-reporting of bias crimes in selected law enforcement agencies. Archival data analyses and field interviews are used to help identify both internal and external sources of reporting error.

### **Visiting Research Fellowship Program**

Under BJS sponsorship, researchers selected as BJS Visiting Fellows come to Washington, D.C., to conduct studies on topics of their own choosing. Fellows have access to the agency's rich array of datasets and software. They interact with BJS staff and gain first-hand knowledge of some of the most recent developments in the field of criminal justice research. In addition to carrying out their research, fellows also have opportunities to contribute in other significant ways.

For example, recent fellows have —

- Briefed the Attorney General on latest trends in youth violence
- Collaborated on the creation of a BJS homicide statistics website
- Helped design a BJS survey on police use of force
- Explored new methods for visualizing BJS data
- Compared crime rates between the U.S. and England.

The BJS Visiting Fellowship Program is open to senior-level social science researchers whose work on crime-related subjects has been extensively published. Some fellows remain on-site at BJS for the entire duration of their project. Others make only occasional visits to accommodate their schedules. At the close of their visit, fellows prepare a research report summarizing results and policy implications of their project.

### **Support to State and local governments**

#### **State Justice Statistics Program for Statistical Analysis Centers**

The State Justice Statistics Program provides support to State Statistical Analysis Centers (SAC's) to collect, analyze, and report statistics on crime and justice to Federal, State, and local levels of government. BJS works in conjunction with the Justice Research and Statistics Association (JRSA) and selected SAC directors to identify particular criminal justice topics of concern and significance to criminal justice practitioners. SAC's are encouraged to conduct statistical research and in-depth analysis and to publish findings on these issues.



---

In fiscal year 2002, BJS is encouraging SAC's to —

- Establish a data collection mechanism to gather information about deaths in police custody
- Conduct local crime victimization surveys using software developed by BJS and COPS for local law enforcement organizations
- Carry out special analyses utilizing criminal history records to better understand certain types of criminal behavior or to evaluate the State's use of such record systems
- Undertake comprehensive studies of domestic and sexual violence and the response of the criminal justice system
- Examine the relationship between drugs and crime and the management of drug offenders by the justice system
- Carry out data collection and analysis involving cybercrime
- Conduct studies and collect data relevant to anti-terrorism initiatives at the local and State level
- Maximize access to reports and other criminal justice information via the Internet
- Conduct research using incident-based data obtained from local law enforcement agencies

- Promote research to better understand the impact of corrections policies and practices
- Foster new research examining juvenile violence and trends in juvenile offending.

Further information on the fiscal year 2002 program are announced in the publication *State Justice Statistics Program for Statistical Analysis Centers: Program Application Guidelines, Fiscal Year 2002*, released 6/02.

Through the JRSA, BJS offers technical assistance to the State SAC's in the development, collection, analysis, use, and dissemination of criminal justice statistics. JRSA, formerly the Criminal Justice Statistics Association, was organized in 1974 by the directors of the State SAC's. It was formed to promote cooperation among States and the exchange of information, statistics, and technology.

In providing technical services and liaison to the SAC's for BJS, JRSA maintains a criminal justice information clearinghouse; provides online access to the Database of State Activities and Research and the Firearms Research Information System (FARIS); and holds an annual conference on justice statistics, research, and policy analysis.

---

### **Criminal records systems improvement and policy**

BJS supports several programs aimed at improving criminal records. Criminal history records are fingerprint cards or their electronic counterparts, linked with information about arrests, convictions, and sentences when available. Records are inaccessible electronically to other States if they are not automated or if a State does not participate in the national system referred to as the Interstate Identification Index.

Records without dispositions delay inquiries and handicap law enforcement. The records are used in identifying individuals with a prior conviction and those who are prohibited from purchasing a firearm, are subject to domestic violence protection orders, or are ineligible to hold positions of responsibility involving children, the elderly, or the disabled. Records are also used to support background checks on persons employed or licensed for sensitive positions such as at airports, government facilities, and law enforcement agencies.

**National Criminal History Improvement Program** (NCHIP), since 1995, has helped States join with the FBI to build an accurate and useful national system of criminal records for improved identification of the criminal background of individuals. Interstate availability of complete computerized criminal records is increasingly vital for criminal investigations, prosecutorial charging, sentencing decisions, correctional supervision and release, community notification, and back-

ground checks for those applying for licenses, firearm purchases, and work involving the safety and well-being of children, the elderly, and the disabled. NCHIP is an umbrella program that assists States in addressing the expanding range of technology-based criminal justice information, identification, and communications needs.

NCHIP is funded under the Crime Identification Technology Act of 1998 (CITA). All States have received funds under NCHIP totaling over \$354 million from 1995 through 2001. The BJS website provides information on State NCHIP awards and activities at [www.ojp.usdoj.gov/bjs/nchip.htm#F&A](http://www.ojp.usdoj.gov/bjs/nchip.htm#F&A).

Program priorities for 2002 include the following:

- Establishing the infrastructure to support full implementation of the National Instant Criminal Background Check System (NICS), including full participation in the Interstate Identification Index (III)
- Supporting efforts to develop court record systems
- Supporting efforts relating to improvement of National security standards and improving records to avert terrorism
- Encouraging States to focus on upgrading the quality of State and local protection order systems, ensuring that such systems are capable of supplying data on a real time basis to the FBI's Protection Order File, and ensuring that States

---

have the capacity to initiate or enhance efforts to collect and flag misdemeanor records that involve domestic violence

- Supporting State efforts to enhance access to criminal records for noncriminal justice purposes, including implementation of the Interstate Crime Prevention and Privacy Compact.

For further details, refer to the *National Criminal History Improvement Program: Fiscal Year 2002 Program Announcement*, released 2/02 (NCJ 192811).

#### **Criminal Records Policy Program**

supports surveys, studies, conferences, and technical assistance on issues relating to criminal justice records. Primary emphasis is on accuracy and completeness of records, limitations on dissemination, commingling of juvenile and adult records, data auditing techniques, and the interstate exchange of records. Under this program, the 50-State Survey of Criminal History Information Systems is conducted, providing information on the technology, policy, and legislative status of criminal history records.

Forthcoming reports —

- *Background Checks on Firearm Transfers, 2001*
- *Survey of State Criminal History Information Systems, 2001*

Recent reports —

- *Survey of State Procedures Related to Firearm Sales*, released 4/02 (NCJ 192065)
- *Summary of State Sex Offender Registries, Update 2000*, released 3/02 (NCJ 192265)
- *Use and Management of Criminal History Record Information: A Comprehensive Report, 2001 Update (SEARCH)*, released 12/01 (NCJ 187670)
- *Report to the National Task Force on Privacy, Technology, and Criminal Justice Information (BJS/SEARCH)*, released 8/01 (NCJ 187669)
- *Public Attitudes Towards Uses of Criminal History Information*, released 7/01 (NCJ 187663)
- *Survey of State Procedures Related to Firearm Sales, Midyear 2000*, released 4/01 (NCJ 186766)

#### **Firearm Inquiry Statistics Project**

**(FIST)** is designed to collect annual data describing the number of inquiries made in connection with presale firearm checks and the number and basis for rejection of such applicants.

Data collection procedures are adjusted to reflect the differing presale check procedures under the permanent system (which became effective on 11/30/98) and the interim period (02/28/94 - 11/29/98). As the permanent system requires a check on all firearms (including handguns), subsequent annual releases include data on both long guns and handguns.

---

Findings describing background checks for firearm transfers conducted in 2000 were published in *Background Checks for Firearms Transfers, 2000*, released 6/01 (NCJ 187985). The annual report presenting 2001 data is expected in summer 2002.

**National Technical Assistance and Evaluation Program**, directly assists States to implement programs, policies, and technologies to upgrade criminal records and improve interface with the FBI's national systems. TA is provided through onsite visits, web training, telephone, training classes, and workshops and conferences. Since its inception, the technical assistance program has been managed by SEARCH, The National Consortium for Justice Information and Statistics, under a grant from BJS.

Onsite TA visits are coordinated with the FBI to facilitate participation in FBI programs such as the Interstate Identification Index (III). To date, almost all States have received some assistance under this component of NCHIP, and over 30 onsite visits have been made. Requests for assistance must be originated by the NCHIP grantee agency, although the assistance may be provided to any agency designated by the grant recipient.

**Justice Information Policy Assistance** Technological development has raised new questions about privacy policy relevant to criminal record systems. To meet these needs, BJS has for over 20 years supported a privacy program under an award to SEARCH. The goal of the NCHIP

privacy program is to identify and analyze the privacy impact of changes in the systems environment, to provide a forum for the discussion of these issues, and to develop standards which may be applicable to the collection, maintenance, and dissemination of criminal record data.

**National Conferences and Workshops** are supported under NCHIP to convene meetings and training sessions on regional and national issues of concern. The goals of these conferences and workshops are to provide information to practitioners and policymakers, to permit exchange of information among representatives of various agencies across the 50 States, to respond to the needs of grantees receiving NCHIP funds, and to coordinate with other units of State and Federal Government that are involved in record improvement activities and the operation of the national record systems. Recently emphasis has shifted to include anti-terrorism and homeland security issues related to the use of criminal history records.

**Continuing National Evaluation** efforts are supported by BJS on activities being undertaken by States with NCHIP funds, as well as with funds received from other Federal and State sources. The evaluation program is supported under a grant to Structured Decisions Corporation (SDC).

#### **National Incident-Based Reporting System (NIBRS)**

The FBI's Uniform Crime Reporting (UCR) program, which began in 1929,

---

collects information about crimes reported to the police. In 1982 BJS and the FBI sponsored a study of the UCR Program with the objective of revising it to meet law enforcement needs into the 21st century. A 5-year redesign effort to provide more comprehensive and detailed crime statistics resulted in the National Incident-Based Reporting System (NIBRS), which collects data on each reported crime incident. The UCR Program is currently being converted to NIBRS.

Under NIBRS, law enforcement authorities will provide information to the FBI on each criminal incident in 22 broad categories of offenses that occur in their jurisdiction. NIBRS includes details about each incident, including information about multiple victims and offenders. The requirements for compatibility with NIBRS and the relaxed standards for NIBRS compliance can be found at the FBI website <[www.fbi.gov/publish/nibrs/nibrs.htm](http://www.fbi.gov/publish/nibrs/nibrs.htm)>.

BJS has participated in the design and development of NIBRS and supports several related efforts to encourage the use of incident-based data.

**NIBRS Implementation Program** is designed to improve the quality of crime statistics in the United States. Under this program, BJS provided funding to 26 States in FY 2001 to participate in the FBI's new approach to uniform crime reporting.

The BJS website provides information on State awards and activities for the NIBRS Implementation Program <[www.ojp.usdoj.gov/bjs/nibrs.htm](http://www.ojp.usdoj.gov/bjs/nibrs.htm)>.

**NIBRS technical assistance and research** for systems implementation and data analysis, is provided by SEARCH under a grant from BJS. Assistance includes onsite visits, web assistance, guidance via telephone and email, and training seminars. A website has been created and will be enhanced to include State and local profiles of NIBRS activity. Classes will be conducted to train practitioners on programs suitable for analysis of NIBRS data. The technical assistance program builds upon extensive previous efforts to review ongoing NIBRS activity and to identify impediments to NIBRS implementation and recommend solutions to these problems.

**The Incident-Based Reporting Resource Center**, an online resource for incident-based crime data, was established by the Justice Research and Statistics Association with BJS funding. The Center seeks to put practical analytical information and tools into the hands of analysts who want to work with incident-based data, and to provide a forum where analysts can exchange information and ideas about using incident-based data.

BJS annually sponsors the American Statistical Association (ASA) and BJS Statistical Methodological Research Program through the ASA Committee on Law and Justice Statistics. This program is designed to encourage the creative and appropriate use of criminal justice data to inform substance and methodological issues. Funding was provided for researching topics pertaining to NIBRS.

---

Under BJS sponsorship, the Police Executive Research Forum (PERF) is conducting a project to stimulate NIBRS participation by law enforcement agencies. PERF interviewed key information systems/data management personnel and personnel from a variety of other units within law enforcement agencies, gathering detailed information on departmental information systems and the varying levels of departmental effort to switch to an IBR system compatible with the FBI's requirements.

## How to use BJS services

### From the BJS website

The BJS website is located at [www.ojp.usdoj.gov/bjs/](http://www.ojp.usdoj.gov/bjs/). Providing information on the Internet has proven to be the most efficient way BJS can make its data accessible to those who need it instantly. BJS information is updated continuously.

Visit these areas on the website –

**Statistics about** – Summary findings including statistical graphics, publications, selected statistics, and related sites are presented by crime and justice topics –

- Crime and victims
- Criminal offenders
- Key facts at a glance
  
- The Justice System
  - Law enforcement
  - Prosecutors
  - Courts and sentencing
  - Corrections
  - Federal justice system
  - Expenditures and employment
  - Criminal record systems
  
- Special topics
  - Drugs and crime
  - Homicide trends
  - Firearms and crime
  - International statistics

Descriptions of the data collections and additional work by BJS staff are listed under each topic. Nearly 20 survey questionnaires are now available.

---

**What's new at BJS** — The most recent information from BJS is highlighted in this section, including announcements, releases, solicitations, and the latest data available on the BJS website.

**Publications** — Every BJS report produced by BJS since 1994, when the website was launched, is available electronically. The electronic versions of BJS publications are presented in two formats: in portable document format (.pdf) as published with graphics and tables and in ASCII without graphics and tables. Spreadsheets for the tables in most publications are also available. Over 3,000 spreadsheets are available on the website.

Tables from various BJS series that were printed in the past are now being offered exclusively online.

**Press releases** — All BJS press releases since 1994 are published on the website at the press release section of the BJS home page.

**Funding** — Provides a listing of the current solicitations, applications and forms, as well as information on funding programs.

**Justice records improvement program** — Information is provided on various funding programs designed to assist State and local agencies in the areas of criminal history record improvement, development, and enhancement of sex offender registries, and implementation of incident-based reporting.

**Data for analysis** — Spreadsheets, datasets, and online tabulation capabilities can be accessed from this section of the website, including:

**Data online** allows users to extract the data they specify for States and localities of interest. Data are available on —

- Crime trends for the FBI's Uniform Crime Reports
- Homicide trends and characteristics, and
- Law Enforcement Management and Administrative Statistics

Users select the jurisdictions and variables of interest to build tables which they can view and download into spreadsheets.

**Spreadsheets** (Crime and Justice Electronic Data Abstracts) contain data from a wide variety of published sources, usually by jurisdiction and over time. These spreadsheets, updated as new data become available, can be used to answer particular informational questions, or may be used to support other analyses or graphics.

**Datasets and codebooks** are archived, documented, and made available over the Internet through the National Archive of Criminal Justice Data of the Inter-university Consortium for Political and Social Research (ICPSR) at the University of Michigan and the Federal Justice Statistics Resource Center. BJS reports are linked to the raw data used in the report, which can be downloaded from the Internet.

---

**Data from other sources** — The BJS website provides links to data from other sources, including the Federal Bureau of Investigation and other Federal agencies. It also provides links to juvenile justice statistics and international crime statistics.

**Related sites** — This section provides links to related Federal Government sites and BJS partners.

**About BJS** — An overview of BJS is provided, describing its mission and responsibilities, criminal justice areas covered by data collection programs, grant programs, and dissemination programs maintained. A listing of all BJS data collections is included. BJS encourages all users of its Internet site to send comments, suggestions, and information inquiries to [<askbjjs@ojp.usdoj.gov>](mailto:askbjjs@ojp.usdoj.gov).

#### **Dissemination programs**

**Bureau of Justice Statistics Clearinghouse**, a component of the National Criminal Justice Reference Service (NCJRS) [<www.ncjrs.org>](http://www.ncjrs.org), provides —

- copies of BJS reports and BJS mailing list information;
- criminal justice statistics and data assistance from information specialists at the Clearinghouse;
- and referrals to other sources of crime data.

NCJRS is an information clearinghouse in support of research, policy, and practice related to criminal and juvenile justice and drug control. BJS,

the other components of the Office of Justice Programs, and the Office of National Drug Control Policy support NCJRS. NCJRS hosts one of the largest criminal and juvenile justice libraries in the world with over 160,000 holdings. Users can view abstracts of the holdings online through the NCJRS Abstracts Database.

**National Archive of Criminal Justice Data**, on behalf of BJS, archives data files, documents them, and makes them available to researchers, scholars, journalists, and other users. Established in 1978, NACJD headquarters are located with the central staff of the Inter-university Consortium for Political and Social Research (ICPSR) in the Institute for Social Research at the University of Michigan.

The central mission of NACJD is to facilitate and encourage research in the field of criminal justice through the sharing of data resources.

Specific goals include —

- Providing machine-readable data for the quantitative study of crime and the criminal justice system through the development of a central data archive.
- Supplying technical assistance in analyzing data collections and selecting the computer hardware and software for analyzing data efficiently and effectively.
- Offering training in quantitative methods of social science research



---

to facilitate secondary analysis of criminal justice data.

NACJD routinely receives data from four agencies within the U.S. Department of Justice: BJS, the National Institute of Justice, the Office of Juvenile Justice and Delinquency Prevention, and the Federal Bureau of Investigation. Individual scholars and researchers in the criminal justice field may also deposit data with NACJD, and interested individuals should contact NACJD staff for more information on this process.

Data files that are maintained by the NACJD are available at no charge from the NACJD website located at <[www.icpsr.umich.edu/nacjd/](http://www.icpsr.umich.edu/nacjd/)>.

Ask Archive staff questions via e-mail at <[nacjd@icpsr.umich.edu](mailto:nacjd@icpsr.umich.edu)>.

**The Federal Justice Statistics Resource Center** maintains the Bureau of Justice Statistics Federal Justice Statistics Program database, which contains information about suspects and defendants processed in the Federal criminal justice system. Currently, data are obtained from the —

- U.S. Marshals Service
- U.S. Attorneys
- Federal Judiciary
- U.S. Sentencing Commission
- Federal Bureau of Prisons

At the FJSRC website <[fjsrc.urban.org](http://fjsrc.urban.org)>, you can:

- Find out more about the BJS Federal Justice Statistics Program

- Access a data dictionary that describes each element in the FJSP database
- Query/search the FJSP database to quickly obtain customized statistics describing Federal offenses and offenders such as the number of defendants prosecuted, convicted, and sentenced in a given year
- Download Federal criminal justice data sets for more in-depth analysis

CD-ROMs containing all of the data archived at the FJSRC and the online data dictionary can be purchased from the BJS Clearinghouse.

**National Clearinghouse for Criminal Justice Information Systems** is located at <[www.search.org/it-clearinghouse/](http://www.search.org/it-clearinghouse/)>. Sponsored by BJS and operated by SEARCH, the Clearinghouse has evolved into a national, centralized resource to criminal justice agencies and professionals that provides online Internet access to a host of justice-related information, including impartial data on available software solutions and a comprehensive, interactive database of justice agency requests for proposals. The Clearinghouse provides access to the following:

- The Automated Index of Criminal Justice Information Systems, a database about criminal justice software and agencies that have practical experience with automated systems.
- IT Acquisition Database, a database containing information technology

---

(IT) procurement documents issued by States to vendors for wide dissemination and for use as models by other justice agencies.

- Integrated Justice Information Systems, a site that provides policy, operational, technical, and research information to the justice community about integrating their automated systems. It offers access to a database of State integration activities and information on best practices, case studies, Federal activities, technical solutions, and other resources.

For more information about the Clearinghouse call 916-392-2550, or send e-mail to <webmaster@search.org>.

**Sourcebook of Criminal Justice Statistics**, compiled and maintained by the State University of New York at Albany, is available online at <www.albany.edu/sourcebook> with continuously updated data from more than 150 sources. Annual editions of the *Sourcebook* with over 600 tables are also available in print and on CD-ROM.

**Dissemination Activities by the Justice Research and Statistics Association** (JRSA) include maintaining two databases of dissemination information from State criminal justice statistical agencies:

- Infobase of State Activities and Research (ISAR), covers the activities of State criminal justice statistical agencies, including current Statistical Analysis Center (SAC) activities, research efforts

and statistical programs, abstracts of SAC publications, information on publications in the JRSA library, and data from the SAC Skills Survey. The JRSA staff can search the database for specific topics using key words and provide printouts of search results.

- Firearms Research Information System (FARIS), contains abstracts of unpublished firearms-related information from surveys, research, evaluations and statistical reports. The purpose of FARIS is to provide researchers with information pertaining to ongoing firearms studies. The abstracted information contains key findings and summarizes issues examined. FARIS contains over 120 records.

Contact JRSA by —

Internet at <www.jrsa.org/>  
e-mail to <cjinfo@jrsa.org>  
telephone: 202-842-9330

**American Statistical Association's Guide to Abstracts and Bibliographies**, located at <[www.la.utexas.edu/research/crime\\_criminaljustice\\_research](http://www.la.utexas.edu/research/crime_criminaljustice_research)>, is designed to inform researchers and statisticians about BJS datasets they can use in their research. Abstracts and bibliographies of many studies that used BJS datasets are available on this site.

---

---

## To order BJS products

### Publications

You may order paper versions of BJS publications, CD-ROM's, and other products through the Bureau of Justice Statistics Clearinghouse, a component of the National Criminal Justice Reference Service (NCJRS).

*To order by –*

Internet: <[www.puborder.ncjrs.org/Content/search.asp](http://www.puborder.ncjrs.org/Content/search.asp)>

E-mail: <[puborder@ncjrs.org](mailto:puborder@ncjrs.org)>

Telephone: 1-800-732-3277

FAX: 1-410-792-4358  
(include name, address, title, and NCJ number) or download an order form in Acrobat format, print it off, complete it, and fax it to the clearinghouse.

Mail: BJS Clearinghouse/NCJRS  
P.O. Box 6000  
Annapolis Junction, MD  
20701-0179

### Data files and codebooks

**National Archive of Criminal Justice (NACJD)** maintains data files and codebooks which are publicly available.

On the Internet at:  
<[www.icpsr.umich.edu/nacjd/](http://www.icpsr.umich.edu/nacjd/)>

E-mail: <[nacjd@icpsr.umich.edu](mailto:nacjd@icpsr.umich.edu)>

Telephone: 1-800-999-0960  
1-734-998-9825

Mail: National Archive of Criminal  
Justice Data  
ICPSR  
Institute for Social Research  
P.O. Box 1248  
Ann Arbor, MI 48106

**Federal Justice Statistics Resource Center (FJSRC)** maintains the BJS Federal Justice Statistics Program (FJSP) database; which contains information about suspects and defendants processed in the Federal criminal justice system. Federal criminal justice datasets can be downloaded from the FJSRC website at: <[fjsrc.urban.org](http://fjsrc.urban.org)>.