

# **Female Sex Offenders:**

**RETROSPECTIVE EVALUATION OF 58 WOMEN CHARGED AND EVALUATED  
FOR THIS FELONY IN THE CHILEAN MEDICAL LEGAL SERVICE OVER A  
PERIOD OF 6 YEARS.**

**Inge Onetto Muñoz M.D., Forensic Psychiatrist,  
Chilean Medical Legal Service,  
Paula Araya Herrera, M.D., Forensic Neurologist,  
Chilean Medical Legal Service.**

**GOBIERNO DE CHILE**

**MINISTERIO DE JUSTICIA  
SERVICIO MEDICO LEGAL**

**What percentage of the sexual offenders, accused and evaluated in the Medical Legal Service in Santiago, were women?**



## **FEASIBLE**

**Available Universe**

**Approachable in relation to time and money**

**Easy to deal with**

## **INTERESTING IN THE FORENSIC FIELD**

**No previous specific studies in our country**

**Enriches international studies**

**Provides new results**

## **ETHIC AND RELEVANT**


**For scientific knowledge**

**For a better application of our new law  
system**

**To trace new investigation lines**



# THESE FELONIES GO THROUGH ALL SOCIETY



# In the forensic field

- Sexual aggression perpetrated by women shows up in literature as a topic of interest since 1987.
- Meta-analysis of incidence is difficult because of variable definitions of the felony.
- Literature agrees that the incidence is low.

GOBIERNO DE CHILE

MINISTERIO DE JUSTICIA  
SERVICIO MEDICO LEGAL

# In the legal field

- Reliable evidence is hard to find
- The expert evaluation is difficult and must be sensible and specific.

GOBIERNO DE CHILE

MINISTERIO DE JUSTICIA  
SERVICIO MEDICO LEGAL

**Table 1: Proportion of sexual offenders who are female based on officially reported sexual crime.**

Study	Sample	Type of Sexual Crime	Proportion Female (# Female / Total)
Kong et al. (2003)	Canada, 2002	Sexual offences reported to police	3.0% (813/27,094)
U.S. Department of Justice (2003)	U.S.A., 2002	<i>Persons arrested</i> - Forcible rape - Other sexual offences	1.4% (278/20,162) 8.3% (5,599/67,833)
Home Office (2004)	England & Wales, 2003	Found guilty or cautioned for sexual offence	1.8% (100/5,700)
Australia Bureau of Statistics (2005)	Australia, 2004	Sexual assault and related offences adjudicated by Higher Court	7.9% (107/1,394)
New Zealand Department of Corrections (2003)	New Zealand, 2001	Sexual violence and other sexual offences: Census of inmates	0.6% (6/1,078)

# Main goal

- To provide an estimate of the proportion of sexual offenders who were women comparing them with the total amount of sex offenders found between 2001 and 2006

GOBIERNO DE CHILE

MINISTERIO DE JUSTICIA  
SERVICIO MEDICO LEGAL



# Specific goals

- Evaluate those variables that characterize perpetrators and victims according to the information available in the reports.
- Attempt to design a possible psychopathological profile of these women.

GOBIERNO DE CHILE

MINISTERIO DE JUSTICIA  
SERVICIO MEDICO LEGAL

# Methodology

- The information for this study was obtained through hard copy files from the Chilean Medical Legal Service data base, which includes all the reports from the expert evaluations on individuals charged on sexual abusing conduct.
- Each report was reviewed to verify the perpetrator's gender and the felony.
- All the offenders that had this felony as the only or main one were considered.

# Methodology

- All reports were included of women who participated in a situation defined as :

***“An act of sexual meaning with corporal contact or at least genital, oral or anal manipulation of the victim, even if this includes utilization of instruments” (Chilean penal code)***

This statement could have been given by the offender, the victim or the plaintiff.

- **Those cases in which the felony was rape or pedophilia were excluded**
- When there was more than one victim, the youngest one was considered.

# Methodology

- **The following variables were studied :**
  - **1. DEFENDANT'S AGE**
  - **2. EDUCATION**
  - **3. PROFESSION**
  - **4. MARITAL STATUS**
  - **5. RELATIONSHIP WITH THE VICTIM**
  - **6. PATTERN OF ABUSE**
  - **7. TYPE OF ABUSE**
  - **8. PAST SEXUAL OR PHYSICAL ABUSE**
  - **9. PSYCHIATRIC HISTORY**
  - **10. PSYCHIATRIC DIAGNOSIS**
  - **11. FELONY RECOGNITION**
  - **12. CRIMINAL RESPONSIBILITY**




# Methodology

- **THE VICTIMS WERE CONSIDERED IN TERMS OF AGE AND GENDER**
- **VARIABLES WERE CROSSED IN 2x2 TABLES**
- **IN THOSE CASES IN WHICH WE HAD MORE THAN ONE VICTIM , WE COUNTED THEM ALWAYS AS TWO.**

GOBIERNO DE CHILE

MINISTERIO DE JUSTICIA  
SERVICIO MEDICO LEGAL

**NUMBER OF EXPERT EVALUATIONS ON  
SEXUAL ABUSE IN THE CHILEAN MEDICAL  
LEGAL SERVICE FROM 2001-2006**

	Frequency 	Frequency 	Total	Percentage 
<b>2001</b>	<b>6</b>	<b>260</b>	<b>266</b>	<b>2.3%</b>
<b>2002</b>	<b>7</b>	<b>336</b>	<b>343</b>	<b>2%</b>
<b>2003</b>	<b>11</b>	<b>355</b>	<b>366</b>	<b>3%</b>
<b>2004</b>	<b>13</b>	<b>603</b>	<b>616</b>	<b>2.1%</b>
<b>2005</b>	<b>10</b>	<b>594</b>	<b>604</b>	<b>1.7%</b>
<b>2006</b>	<b>11</b>	<b>615</b>	<b>626</b>	<b>1.6%</b>
<b>Total</b>	<b>58</b>	<b>2763</b>	<b>2821</b>	<b>2.1%</b>

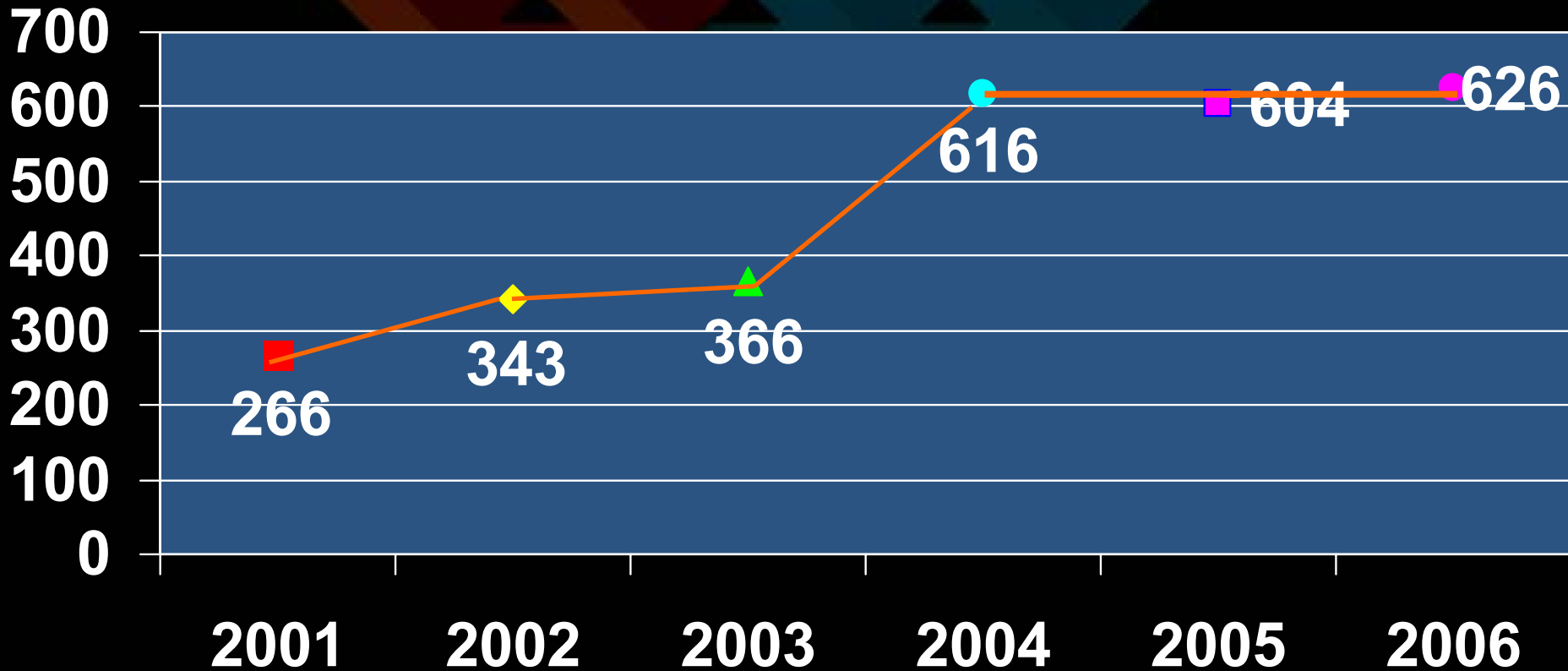
# RESULTS

- Women/Men proportion: 1/45
  - Women/Total offenders: 2.1%

GOBIERNO DE CHILE

MINISTERIO DE JUSTICIA  
SERVICIO MEDICO LEGAL

# Number of expert evaluations on Sexual Abuse





# Offender's Age

- Average age: 37.1 years
- Range in age: 19-66 years
- High frequency period: 25-44 years

GOBIERNO DE CHILE

MINISTERIO DE JUSTICIA  
SERVICIO MEDICO LEGAL

# Marital Status

	Amount	%
Married	15	25.9
Single	28	48.3
Widow	1	1.7
Living couple	5	8.6
Divorced	9	15.5
Total	58	100

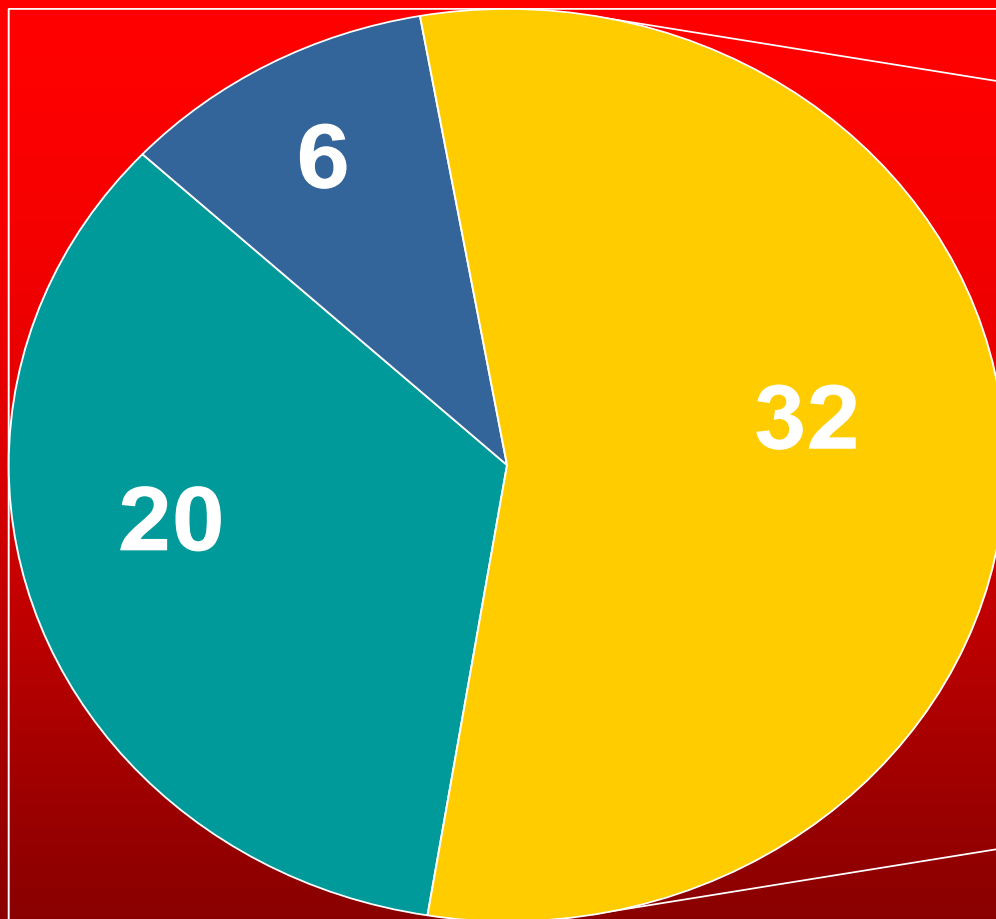
# Educational level

	Number	%
Illiterate	2	3.4
Incomplete lower/middle school	16	27.6
Complete lower/middle school	5	8.6
Incomplete high school	7	12.1
Complete high school	11	19.0
Technical education	4	6.9
Incomplete University studies	3	5.2
Complete University studies	10	17.2
Total	5	100

## LABOR ACTIVITY/PROFESSION

	Number	%
Teacher or similar	14	24.1
Maid	14	24.1
Care givers	4	6.9
Housewives	6	10.3
Others	20	34.5
Total	58	100

# LABOR ACTIVITY/PROFESSION



- Other
- Housewives
- Women in charge of children



**55.1%**


# Teachers Profile

	Age	Marital Status	Personality	Type of abuse
1	49	Single	No pathology	Fondling
2	27	Single	No pathology	Undetermined
3	35	Married	No pathology	Undetermined
4	27	Single	No pathology	Undetermined
5	39	Single	No pathology	Combinations
6	40	Married	No pathology	Undetermined
7	28	Single	Hyperthimic traits	Undetermined
8	27	Single	Histrionic traits	Fondling and oral sex
9	36	Single	No pathology	Movies and masturbation
10	42	Single	Histrionic disorder	Combinations
11	51	Married	No pathology	Fondling
12	25	Single	Dependent/avoidant traits	Fondling
13	51	Married	Anankastic and narcissistic traits	Undetermined
14	52	Divorced	Histrionic traits	Fondling
	37.8			



GOBIERNO DE CHILE

MINISTERIO DE JUSTICIA  
SERVICIO MEDICO LEGAL



GOBIERNO DE CHILE

MINISTERIO DE JUSTICIA  
SERVICIO MEDICO LEGAL




# Maids Profile

	<b>Age</b>	<b>Marital Status</b>	<b>Personality</b>	<b>Type of abuse</b>
1	36	Single	No pathology	Fondling and finger penetration
2	44	Married	Histrionic and hyperthimic traits	Fondling
3	46	Divorced	No pathology	Intercourse
4	26	Married	No pathology	Fondling
5	45	Married	Cold and aggressive traits	Fondling
6	35	Married	Childish and asocial traits	Intercourse and penetration with objects
7	41	Married	No pathology	Undetermined
8	24	Married	Emotionally unstable traits	Intercourse
9	35	Divorced	Egocentric personality disorder	Intercourse
10	50	Married	No pathology	Fondling
11	48	Single	Dependant personality disorder and mental retardation	Fondling
12	49	Divorced	No pathology	Fondling
13	53	Single	Some hyperthimic traits	Fondling and kissing
14	29	Single	No pathology	Penetration with objects
	40			





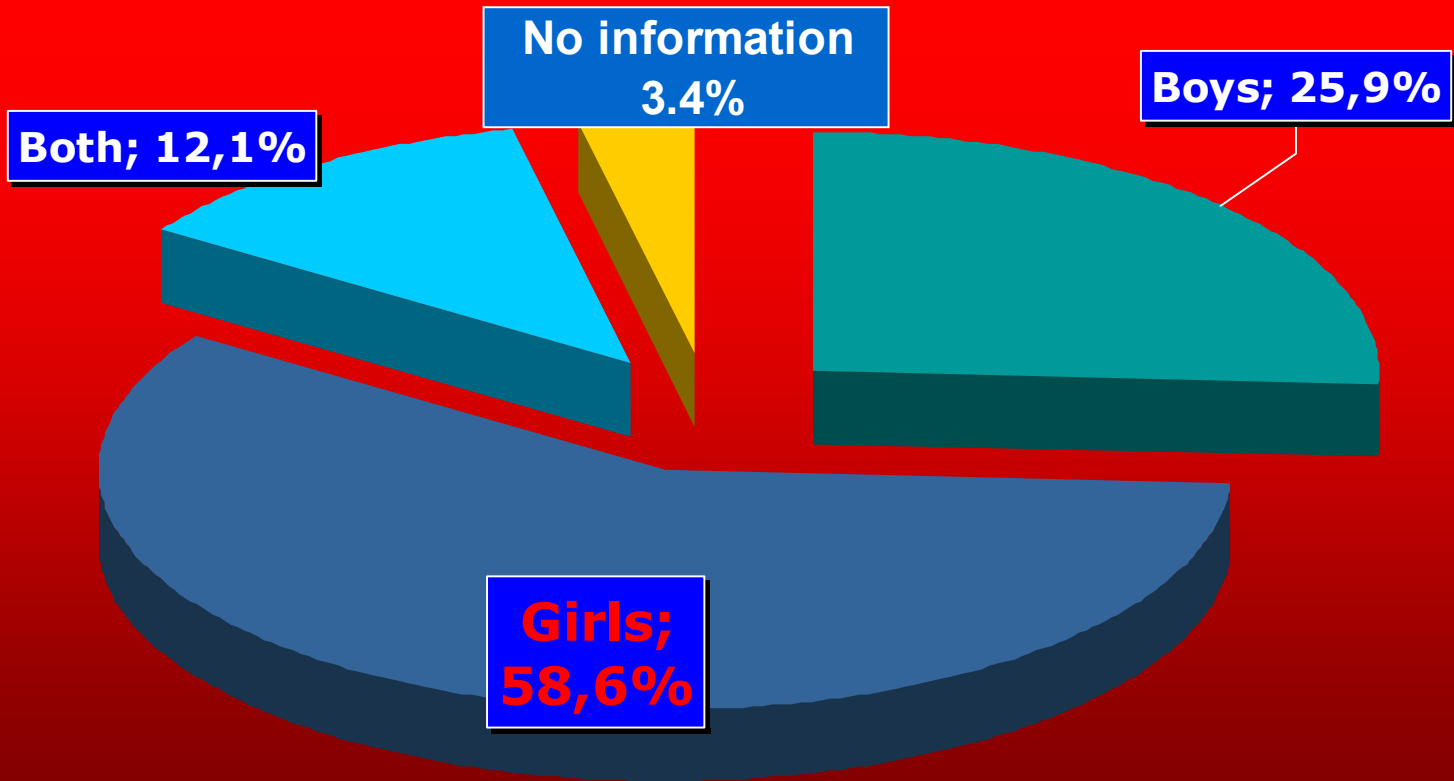
# Possible profile?



## Total amount of victims

	<b>Number</b>	<b>%</b>
<b>Girls</b>	<b>46</b>	<b>61.3</b>
<b>Boys</b>	<b>25</b>	<b>33.3</b>
<b>No gender registered</b>	<b>2</b>	<b>2.7</b>
<b>No gender nor age registered</b>	<b>2</b>	<b>2.7</b>
<b>Total</b>	<b>75</b>	<b>100</b>

# Victim's Gender



## VICTIM'S AGE

	Number	%
3-5 years	19	32.8
6-10 years	13	22.4
11-14 years	10	17.2
15 and more	3	5.2
Unknown	13	22.4
Total	58	100

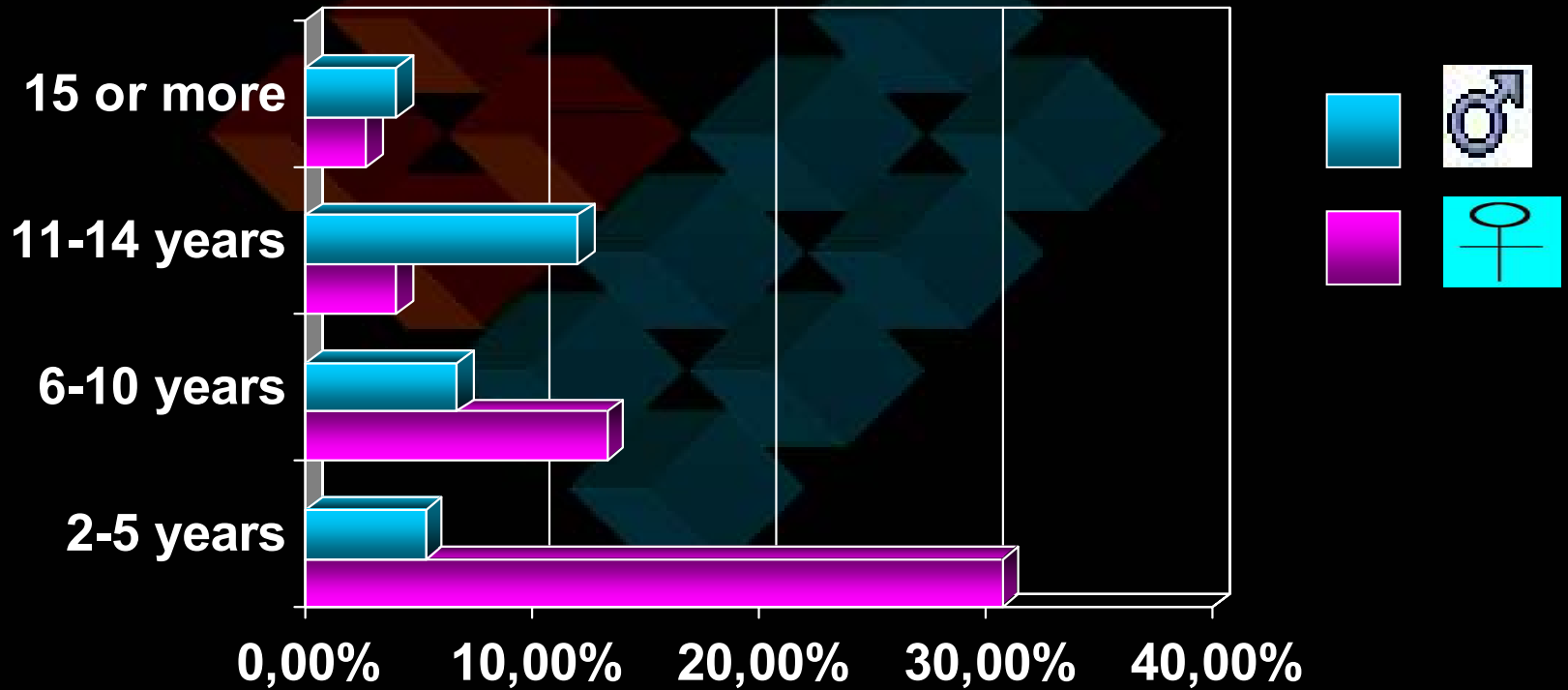
# Victim's age

- Average age: 7.4 years
  - Age range: 2-16 years
- The overwhelming majority was less than 10 years old.
- 4 years old was the most common age of the victims. Ten of them were this age (22.7%).





# Victims by Age and Gender



# RELATIONSHIP BETWEEN OFFENDER AND VICTIM

	Number	%
Mother	4	6.9
Relatives	8	13.8
Care givers	29	50
Acquaintance	12	20.7
Unknown	1	1.7
Missing	4	6.9
Total	58	100

# Type of Abuse

	Number	%
Fondling	14	24.1
Oral sex	1	1.7
Penetration with objects	2	3.4
Masturbation	1	1.7
Intercourse	6	10.3
Others	5	8.6
Combinations	13	22.4
Not specified	16	27.6
Total	58	100

# Pattern of Abuse

	Number	%
Solo offenders	47	81
Co-offenders	9	15.5
Unknown	2	3.4
Total	58	100

## PAST SEXUAL ABUSE

History of Abuse	Number	%
YES	6	10.3
NO	42	72.4
UNKNOWN	10	17.2
TOTAL	58	100

# Past physical abuse

	Number	%
Yes	7	12.1
No	43	74.1
Unknown	8	13.8
Total	58	100

# Psychiatric history

	Number	%
Yes	12	20.7
No	41	70.7
After the offense	5	8.6
Total	58	100



# Felony recognition

	Number	%
Recognices	7	12.1
Denies	47	81
Partially admits	4	6.9
Total	58	100

# Psychiatric diagnosis

	Number	%
Personality disorders	16	32.8
Anomalous personality traits	14	24.1
Psychotic disorders	0	
Mental retardation	3	1.7
Anxiety and neurotic disorders.	2	3.4
No pathology	22	37.9
Total	58	100

# Criminal responsibility

	Number	%
Preserved	33	56.9
Diminished	3	5.2
Not attributable	0	0
Not pronounce	22	37.9
Total	58	100

# REPORTED ADICTIONS

- 3 CASES INCLUDED ALCOHOL ABUSE HISTORY ASSOCIATED TO THE PSYCHIATRIC DIAGNOSIS.
- THIS CORRESPONDS TO THE 5.1 % OF THE FEMALES.

GOBIERNO DE CHILE

MINISTERIO DE JUSTICIA  
SERVICIO MEDICO LEGAL

# CONCLUSIONS



- The prevalence of sexual abuse perpetrated by women was 2.1 %.
- We think that this percentage is underreported for multiple reasons:
  - **Socio-cultural: Role stereotype, no physical ability to commit these felonies.**
  - **Professional bias: Police, expert and clinicians.**
  - **Research restrictions: Variable definition of sexual abuse , small sample sizes, etc.**
  - **Victim's characteristics: First sexual experience in male adolescents, doubts about sexual identity in girls.**
- Our results in terms of gender, abuse frequency and victim's age are similar to the ones found in literature .

# Conclusions

- Our offenders tend to act independently.
- The vast majority were single, in charge or taking care of children and they had mostly incomplete education.
- No major psychiatric pathology or criminal records were found.
- Our female offenders did not report past sexual or physical abuse history as other studies describe.

# Conclusions

- Our Teachers were mainly single, average age of 37 years, mostly with no significant psychiatric pathology and a less aggressive type of abuse.

# Conclusions

**MAIDS WERE MAINLY MARRIED, AGE  
AVERAGE 40 YEARS,  
APPARENTLY WITH MORE SEVERE  
PSYCHIATRIC DISORDERS AND A MORE  
AGRESSIVE TYPE OF ABUSE**



# Conclusions

- Compared to their male counterparts , female sex offenders are more likely to offend against related children.
- Compared to male sex offenders, women tend to offend victims of the same gender.
- Sex offenses committed by female are more likely to involve young children.